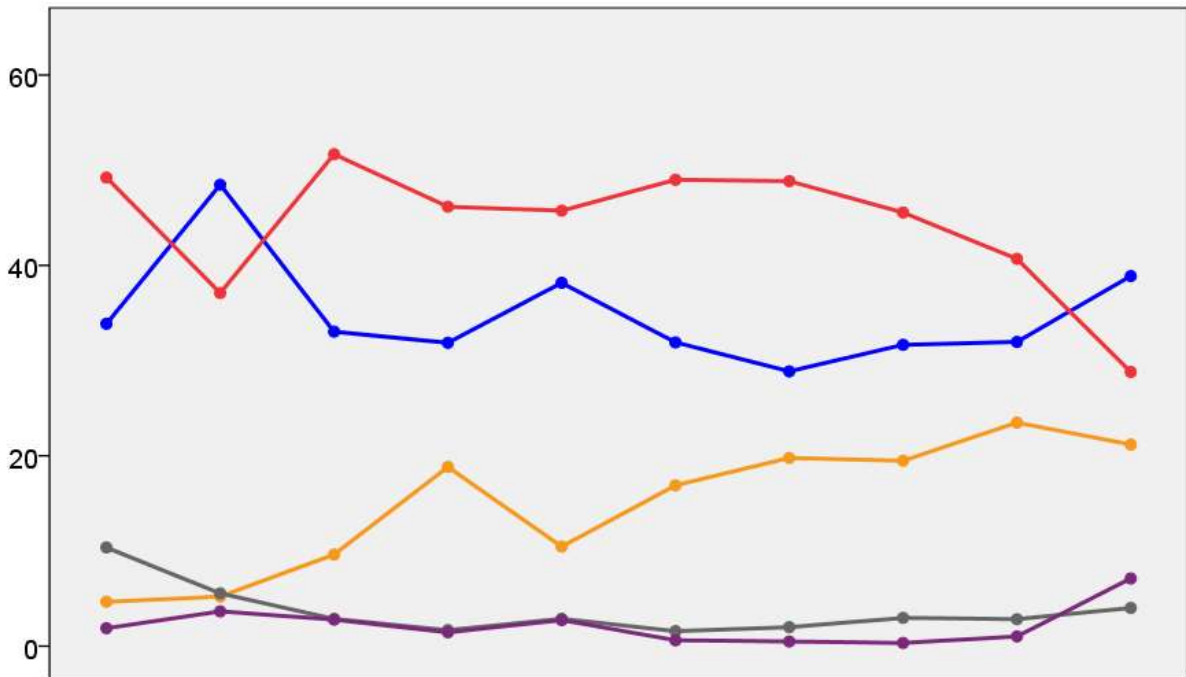


# Derbyshire County Council Election Results 1973-2009



Colin Rallings and Michael Thrasher  
The Elections Centre  
Plymouth University

The information contained in this report has been obtained from a number of sources. Election results from the immediate post-reorganisation period were painstakingly collected by Alan Willis largely, although not exclusively, from local newspaper reports. From the mid-1980s onwards the results have been obtained from each local authority by the Elections Centre. The data are stored in a database designed by Lawrence Ware and maintained by Brian Cheal and others at Plymouth University. Despite our best efforts some information remains elusive whilst we accept that some errors are likely to remain. Notice of any mistakes should be sent to [elections@plymouth.ac.uk](mailto:elections@plymouth.ac.uk). The results sequence can be kept up to date by purchasing copies of the annual Local Elections Handbook, details of which can be obtained by contacting the email address above.

Front cover: the graph shows the distribution of percentage vote shares over the period covered by the results. The lines reflect the colours traditionally used by the three main parties. The grey line is the share obtained by Independent candidates while the purple line groups together the vote shares for all other parties.

Rear cover: the top graph shows the percentage share of council seats for the main parties as well as those won by Independents and other parties. The lines take account of any by-election changes (but not those resulting from elected councillors switching party allegiance) as well as the transfers of seats during the main round of local election.

The lower graph shows for each main round of local elections the overall percentage turnout (solid line), the percentage of women candidates standing at (dotted line) and the percentage of women among those elected (hashed line).

## Derbyshire 1973

### Alfreton No. 1 (6400)

		vote	share
Fullwood J.	Lab	926	45.0
McKee J.	Ind	605	29.4
Pettifer R.	Lib	264	12.8
Hardwick L.	Comm	261	12.7
<b>Turnout</b>		32.1	15.6

### Alfreton No. 2 (7013)

		vote	share
Heathcote J.	Lab	1,661	60.1
Rimington T.	Lib	867	31.4
Elliott B.	Ind Lab	236	8.5
<b>Turnout</b>		39.4	28.7

### Ashbourne & Hartington (6191)

		vote	share
Rowley W.	Con	1,175	62.6
Heathcote N.	Ind	702	37.4
<b>Turnout</b>		30.3	25.2

### Bakewell (5907)

		vote	share
Wilson G.	Con	1,261	56.9
Treece M. Ms.	Ind	957	43.1
<b>Turnout</b>		37.5	13.7

### Bakewell Rural No. 1 (5602)

		vote	share
Schofield H.	Ind	1,478	54.5
Shuttleworth J.	Con	1,236	45.5
<b>Turnout</b>		48.4	8.9

### Bakewell Rural No. 2 (6078)

		vote	share
Coates L.	Ind	1,215	50.8
Ayers D.	Lab	591	24.7
Hotchkiss T.	True l	587	24.5
<b>Turnout</b>		39.4	26.1

### Belper No. 1 (7134)

		vote	share
Adams P. Ms.	Lab	2,025	55.1
Beardsley R.	Con	1,651	44.9
<b>Turnout</b>		51.5	10.2

### Belper No. 2 (5890)

		vote	share
Bott F.	Ind	1,852	67.3
Wright E.	Lab	900	32.7
<b>Turnout</b>		46.7	34.6

### Belper Rural No. 1 (7537)

		vote	share
Bemrose W.	Con	2,213	81.8
Minion E.	Lab	494	18.2
<b>Turnout</b>		35.9	63.5

### Belper Rural No. 2 (7373)

		vote	share
Osborne J.	Lab	2,038	57.2
Walker J. Ms.	Con	1,528	42.8
<b>Turnout</b>		48.4	14.3

### Belper Rural No. 3 (7670)

		vote	share
Green J.	Lab	1,555	43.9
McKee J. Ms.	Con	1,381	39.0
Hamilton D.	Lib	607	17.1
<b>Turnout</b>		46.2	4.9

### Blackwell No. 1 (5019)

		vote	share
Lowe H.	Lab	0	0.0
<b>Turnout</b>		0.0	0.0

### Blackwell No. 2 (8907)

		vote	share
Revell F.	Lab	0	0.0
<b>Turnout</b>		0.0	0.0

### Blackwell No. 3 (7608)

		vote	share
Smith G.	Lab	1,988	91.9
Shardlow D.	Res	175	8.1
<b>Turnout</b>		28.4	83.8

### Blackwell No. 4 (8430)

		vote	share
Harris G.	Lab	0	0.0
<b>Turnout</b>		0.0	0.0

### Bolsover (7931)

		vote	share
Fisher S.	Lab	1,783	78.3
Sternberg C.	Con	493	21.7
<b>Turnout</b>		28.7	56.7

### Buxton North (7700)

		vote	share
Robinson A.	Lab	2,466	59.9
Millican M. Ms.	Con	1,649	40.1
<b>Turnout</b>		53.4	19.9

### Buxton South (6807)

		vote	share
Gardner W.	Con	1,734	52.3
Ratcliffe N.	Lab	1,580	47.7
<b>Turnout</b>		48.7	4.6

### Chapel-En-Le-Frith No. 1 (4297)

		vote	share
Lewis C.	Con	1,270	70.9
Powell J.	Lab	521	29.1
<b>Turnout</b>		41.7	41.8

### Chapel-En-Le-Frith No. 2 (6047)

		vote	share
Cartledge H.	Con	1,815	67.9
Byford J.	Lab	858	32.1
<b>Turnout</b>		44.2	35.8

### Chesterfield No. 1 (6614)

		vote	share
Anderson J.	Lab	1,599	81.0
Dunbar Rees I.	Con	374	19.0
<b>Turnout</b>		29.8	62.1

### Chesterfield No. 2 (14651)<sup>2</sup>

		vote	share
Solman T.	Lab	3,190	69.7
Vaughan P.	Lab	3,175	-
Plater D.	Con	1,385	30.3
<b>Turnout</b>		31.2	39.5

### Chesterfield No. 3 (6928)

		vote	share
Pepper G.	Lab	1,427	53.4
Bailey J. Ms.	Con	1,246	46.6
<b>Turnout</b>		38.6	6.8

### Chesterfield No. 4 (11626)<sup>2</sup>

		vote	share
Robinson E.	Con	3,198	65.9
Macdonald Millar A.	Con	3,114	-
Fisher C.	Lab	1,653	34.1
Rush R. Ms.	Lab	1,649	-
<b>Turnout</b>		41.7	31.8

### Chesterfield No. 5 (6881)

		vote	share
Allen D.	Lab	1,770	64.6
Varley R.	Con	970	35.4
<b>Turnout</b>		39.8	29.2

### Chesterfield No. 6 (5781)

		vote	share
Barker R.	Lab	1,215	78.9
Hale A.	Con	325	21.1
<b>Turnout</b>		26.6	57.8

### Chesterfield Rural No. 1 (5689)

		vote	share
Collins S.	Lab	1,458	73.9
Wright H.	Ind	516	26.1
<b>Turnout</b>		34.7	47.7

### Chesterfield Rural No. 2 (5555)

		vote	share
Morris A.	Lab	0	0.0
<b>Turnout</b>		0.0	0.0

### Chesterfield Rural No. 3 (8166)

		vote	share
Hartley J. Ms.	Con	0	0.0
<b>Turnout</b>		0.0	0.0

### Chesterfield Rural No. 4 (6774)

		vote	share
Cocker G.	Lab	1,219	50.1
Beresford H.	Ind	1,213	49.9
<b>Turnout</b>		35.9	0.2

### Chesterfield Rural No. 5 (9739)

		vote	share
McKay J.	Lab	0	0.0
<b>Turnout</b>		0.0	0.0

### Chesterfield Rural No. 6 (7340)

		vote	share
Dymond D.	Lab	1,246	62.5
Roach A.	Ind	748	37.5
<b>Turnout</b>		27.2	25.0

### Chesterfield Rural No. 7 (6084)

		vote	share
Coleman G.	Lab	1,381	79.9
Young J. Ms.	Con	347	20.1
<b>Turnout</b>		28.4	59.8

### Clay Cross (7238)

		vote	share
Nuttall D.	Lab	2,063	51.9
Shorrock B.	Res	1,353	34.0
Lander W.	Ind Lab	560	14.1
<b>Turnout</b>		54.9	17.9

### Clowne (6156)

		vote	share
Harris L.	Ind	1,842	64.2
Jennings T.	Lab	1,029	35.8
<b>Turnout</b>		46.6	28.3

### Derby Abbey (10842)<sup>2</sup>

		vote	share
Tunnicliffe F. Ms.	Lab	1,508	42.8
Pendry M. Ms.	Lab	1,433	-
Burns M. Ms.	Con	1,176	33.4
Johnson H.	Con	1,046	-
Burgess M.	Lib	839	23.8
Gregory E. Ms.	Lib	679	-
<b>Turnout</b>		32.5	9.4

### Derby Allestree (10137)<sup>2</sup>

		vote	share
Barlow T.	Con	3,611	77.8
Adams D.	Con	3,580	-
Pepper J. Ms.	Lab	1,029	22.2
Tomblin L.	Lab	953	-
<b>Turnout</b>		45.8	55.6

Derby Alvaston (7811)			
		vote	share
Parsons J.	Lab	1,600	60.7
McKennan M.	Con	1,038	39.3
<b>Turnout</b>		33.8	21.3

Derby Arboretum (6314)			
		vote	share
Harlow G. Ms.	Lab	1,236	56.7
Barber A.	Lib	551	25.3
Marshall G.	Con	393	18.0
<b>Turnout</b>		34.5	31.4

Derby Babington (9618) <sup>2</sup>			
		vote	share
Marshall W.	Con	1,703	51.8
Gray L.	Con	1,488	-
Newton R.	Lab	1,333	40.6
Tanvir M.	Lab	1,152	-
Poulson R.	UPAI	249	7.6
<b>Turnout</b>		34.2	11.3

Derby Breadsall (8874)			
		vote	share
Regan P.	Lab	1,917	71.2
Gadsby C.	Con	775	28.8
<b>Turnout</b>		30.3	42.4

Derby Chaddesden (8574)			
		vote	share
Lloyd H.	Lab	1,674	59.1
Woods E.	Con	1,159	40.9
<b>Turnout</b>		33.0	18.2

Derby Chellaston (13236) <sup>2</sup>			
		vote	share
Perkins C.	Lab	2,692	53.5
Baker W.	Lab	2,691	-
Morley C.	Con	2,338	46.5
Donoher P.	Con	2,221	-
<b>Turnout</b>		38.0	7.0

Derby Darley (8356)			
		vote	share
Taylor T.	Con	1,926	68.6
Steadman C.	Lab	882	31.4
<b>Turnout</b>		33.6	37.2

Derby Derwent (7989)			
		vote	share
Guest G.	Lab	1,716	75.9
Daniels B.	Con	544	24.1
<b>Turnout</b>		28.3	51.9

Derby Friar Gate (10010) <sup>2</sup>			
		vote	share
Benson B. Ms.	Lib	1,953	43.5
Pritchard W.	Lab	1,901	42.3
Peel M.	Lib	1,607	-
Maurer P.	Lab	1,593	-
Ford L.	Con	637	14.2
Longdon J. Ms.	Con	508	-
<b>Turnout</b>		44.9	1.2

Derby Litchurch (5421)			
		vote	share
Bookbinder D.	Lab	1,038	77.8
Allen A.	Con	296	22.2
<b>Turnout</b>		24.6	55.6

Derby Littleover (8877)			
		vote	share
Macdonald L.	Con	1,965	58.6
Potts T.	Lab	777	23.2
Campion A.	Ind	610	18.2
<b>Turnout</b>		37.8	35.4

Derby Mickleover (9420) <sup>2</sup>			
		vote	share
Brown M.	Lib	2,337	52.4
Smith A.	Lib	2,313	-
Bussell A.	Con	1,484	33.3
Greene R.	Con	1,429	-
Lowe C.	Lab	638	14.3
Pearse H.	Lab	568	-
<b>Turnout</b>		47.3	19.1

Derby Normanton (8455)			
		vote	share
Kimpton P.	Lab	1,769	54.3
Osborne K. Ms.	Con	1,487	45.7
<b>Turnout</b>		38.5	8.7

Derby Osmaston (8367)			
		vote	share
Carty J.	Lab	2,203	85.2
Parson H. Ms.	Con	382	14.8
<b>Turnout</b>		30.9	70.4

Derby Pear Tree (7095)			
		vote	share
Spacey R. Ms.	Lab	1,513	70.7
Dodes N.	Con	414	19.4
Gibson S.	UPAI	212	9.9
<b>Turnout</b>		30.1	51.4

Derby Spondon (9076)			
		vote	share
Leatherbarrow W.	Con	2,030	54.4
Ufton C.	Lab	1,702	45.6
<b>Turnout</b>		41.1	8.8

Dronfield (15513) <sup>2</sup>			
		vote	share
Browes H.	Lab	3,326	50.1
Tudor J. Ms.	Con	3,316	49.9
Ramsden J.	Con	3,301	-
Seddons H.	Lab	3,220	-
<b>Turnout</b>		42.8	0.2

Elmton & Whitwell (7818)			
		vote	share
Allison E.	Lab	1,921	60.0
Webster G.	Ind	1,281	40.0
<b>Turnout</b>		41.0	20.0

Glossop No. 1 (9793)			
		vote	share
Campbell W.	Lab	1,816	53.7
Davies G.	Con	1,565	46.3
<b>Turnout</b>		34.5	7.4

Glossop No. 2 (6959)			
		vote	share
Toole J.	Con	1,482	52.5
Pocklington R.	Lab	1,341	47.5
<b>Turnout</b>		40.6	5.0

Heanor No. 1 (5433)			
		vote	share
Curzon H.	Lab	1,170	52.2
Searson G.	Ind	1,071	47.8
<b>Turnout</b>		41.2	4.4

Heanor No. 2 (7046)			
		vote	share
Mellors S.	Lab	1,665	65.2
Searson H.	Ind	889	34.8
<b>Turnout</b>		36.2	30.4

Heanor No. 3 (5852)			
		vote	share
Blake W.	Lab	0	0.0
<b>Turnout</b>		0.0	0.0

Ilkeston No. 1 (5613)			
		vote	share
Lester E.	Lab	1,069	55.7
Cooper G.	Ind	851	44.3
<b>Turnout</b>		34.2	11.4

Ilkeston No. 2 (5494)			
		vote	share
Meachem F.	Con	1,005	50.1
Winter V.	Lab	999	49.9
<b>Turnout</b>		36.5	0.3

Ilkeston No. 3 (6403)			
		vote	share
Poole J.	Lab	1,417	65.5
Evans W.	Con	748	34.5
<b>Turnout</b>		33.8	30.9

Ilkeston No. 4 (7746)			
		vote	share
Taylor E.	Lib	1,719	54.5
Littleproud K.	Lab	1,437	45.5
<b>Turnout</b>		40.7	8.9

Long Eaton No. 1 (12261) <sup>2</sup>			
		vote	share
Camm W.	Lab	3,017	68.4
Green F.	Lab	2,542	-
Chalk V.	Con	1,395	31.6
Craggs M. Ms.	Con	1,320	-
<b>Turnout</b>		36.0	36.8

Long Eaton No. 2 (8120)			
		vote	share
Taylor T.	Lab	1,679	56.5
Wilkinson A.	Con	1,295	43.5
<b>Turnout</b>		36.6	12.9

Long Eaton No. 3 (3754)			
		vote	share
Calladine M. Ms.	Lab	797	57.2
Gill H.	Con	596	42.8
<b>Turnout</b>		37.1	14.4

Matlock No. 1 (8498)			
		vote	share
Wray B. Ms.	Ind	1,793	46.5
Trippett J.	Con	1,461	37.9
Moore H.	Lab	604	15.7
<b>Turnout</b>		45.4	8.6

Matlock No. 2 (6343)			
		vote	share
Fearn J.	Lib	1,631	60.8
Statham G.	Con	1,052	39.2
<b>Turnout</b>		42.3	21.6

New Mills No. 1 (6003)			
		vote	share
Von Achten M. Ms.	Con	1,607	55.1
Wild I.	Lab	1,311	44.9
<b>Turnout</b>		48.6	10.1

New Mills No. 2 (4898)			
		vote	share
Jackson P.	Lab	1,646	59.4
Potts W.	Con	1,124	40.6
<b>Turnout</b>		56.6	18.8

Repton No. 1 (5820)			
		vote	share
Stretton W.	Con	1,342	72.2
Sutton G.	Lab	517	27.8
<b>Turnout</b>		31.9	44.4

Repton No. 2 (8609)			
		vote	share
Taylor J.	Lab	2,244	51.7
Lenton M. Ms.	Con	2,097	48.3
<b>Turnout</b>		50.4	3.4

<b>Repton No. 3 (5778)</b>			
		<b>vote</b>	<b>share</b>
<b>Middleton R.</b>	Lab	1,433	43.7
Jackson G.	Ind	1,102	33.6
Dolman M.	Con	743	22.7
<b>Turnout</b>		56.7	10.1
<b>Ripley No. 1 (6300)</b>			
		<b>vote</b>	<b>share</b>
<b>Emmas-Williams M. Ms.</b>	Lab	1,524	61.0
Taylor T.	Ind	974	39.0
<b>Turnout</b>		39.7	22.0
<b>Ripley No. 2 (7492)</b>			
		<b>vote</b>	<b>share</b>
<b>Gadsby J.</b>	Lab	1,914	67.9
Wragg G.	Ind	903	32.1
<b>Turnout</b>		37.6	35.9
<b>South East Derbyshire No. 1 (7295)</b>			
		<b>vote</b>	<b>share</b>
<b>Fildes J.</b>	Con	2,082	62.6
Harris L.	Lab	1,243	37.4
<b>Turnout</b>		45.6	25.2
<b>South East Derbyshire No. 2 (5695)</b>			
		<b>vote</b>	<b>share</b>
<b>Morgan-Owen J.</b>	Ind	1,360	63.7
Roberts H.	Lab	775	36.3
<b>Turnout</b>		37.5	27.4
<b>South East Derbyshire No. 3 (6240)</b>			
		<b>vote</b>	<b>share</b>
<b>Noskwith A. Ms.</b>	Con	1,924	59.1
Sumnall B. Ms.	Lab	1,329	40.9
<b>Turnout</b>		52.1	18.3
<b>South East Derbyshire No. 4 (10623)</b>			
		<b>vote</b>	<b>share</b>
<b>West A.</b>	Lab	2,572	52.8
Overton F.	Con	2,295	47.2
<b>Turnout</b>		45.8	5.7
<b>Staveley East (5241)</b>			
		<b>vote</b>	<b>share</b>
<b>Platts J. Ms.</b>	Lab	1,584	63.4
Smith W.	Ind So	720	28.8
Brown E.	Con	196	7.8
<b>Turnout</b>		47.7	34.6
<b>Staveley West (7796)</b>			
		<b>vote</b>	<b>share</b>
<b>Schofield V.</b>	Lab	2,043	88.2
Billinge D.	Con	274	11.8
<b>Turnout</b>		29.7	76.3
<b>Sudbury (6484)</b>			
		<b>vote</b>	<b>share</b>
<b>Hadcock G.</b>	Con	0	0.0
<b>Turnout</b>		0.0	0.0
<b>Swadlincote No. 1 (4516)</b>			
		<b>vote</b>	<b>share</b>
<b>Ratcliffe J.</b>	Lab	0	0.0
<b>Turnout</b>		0.0	0.0
<b>Swadlincote No. 2 (7381)</b>			
		<b>vote</b>	<b>share</b>
<b>Hough A.</b>	Lab	1,729	78.3
Clarke S.	Ind	480	21.7
<b>Turnout</b>		29.9	56.5
<b>Swadlincote No. 3 (6671)</b>			
		<b>vote</b>	<b>share</b>
<b>Moulson J.</b>	Lab	1,964	71.8
Heelis R.	Con	771	28.2
<b>Turnout</b>		41.0	43.6

<b>Whaley Bridge (5658)</b>			
		<b>vote</b>	<b>share</b>
<b>Ashley J.</b>	Con	1,333	51.0
Harlow C. Ms.	Lab	1,280	49.0
<b>Turnout</b>		46.2	2.0

<b>Wirksworth (4953)</b>			
		<b>vote</b>	<b>share</b>
<b>Hilton P.</b>	Ind	1,526	67.7
Carter J.	Lab	729	32.3
<b>Turnout</b>		45.5	35.3

## Derbyshire 1977

<b>Alfreton No. 1 (6502)</b>			
		<b>vote</b>	<b>share</b>
<b>Fullwood J.*</b>	Lab	995	44.7
McKee J.	Ind	819	36.8
Ward I.	Lib	413	18.5
<b>Turnout</b>		34.5	7.9

<b>Alfreton No. 2 (6953)</b>			
		<b>vote</b>	<b>share</b>
<b>Heathcote J.*</b>	Lab	1,533	61.7
Johnson B.	Lib	953	38.3
<b>Turnout</b>		35.9	23.3

<b>Ashbourne &amp; Hartington (6303)</b>			
		<b>vote</b>	<b>share</b>
<b>Rowley W.*</b>	Con	1,878	78.1
Leheude R.	Lab	526	21.9
<b>Turnout</b>		38.3	56.2

<b>Bakewell (6067)</b>			
		<b>vote</b>	<b>share</b>
<b>Wilson G.*</b>	Con	2,407	77.9
Moore W.	Lab	683	22.1
<b>Turnout</b>		51.1	55.8

<b>Bakewell Rural No. 1 (5827)</b>			
		<b>vote</b>	<b>share</b>
<b>Schofield H.*</b>	Con	2,515	71.4
Bowie E.	Lib	561	15.9
Boyce J.	Lab	446	12.7
<b>Turnout</b>		60.6	55.5

<b>Bakewell Rural No. 2 (6084)</b>			
		<b>vote</b>	<b>share</b>
<b>Coates L.*</b>	Con	2,224	74.0
Knott J.	Lab	780	26.0
<b>Turnout</b>		49.5	48.1

<b>Belper No. 1 (7221)</b>			
		<b>vote</b>	<b>share</b>
<b>Carrington J.</b>	Con	2,018	65.6
Heely M.	Lab	1,058	34.4
<b>Turnout</b>		42.8	31.2

<b>Belper No. 2 (5704)</b>			
		<b>vote</b>	<b>share</b>
<b>Beardsley R.</b>	Con	1,524	54.8
Cannon G. Ms.	Lab	713	25.6
Jenns T.	Ind	543	19.5
<b>Turnout</b>		49.1	29.2

<b>Belper Rural No. 1 (7735)</b>			
		<b>vote</b>	<b>share</b>
<b>Bemrose W.*</b>	Con	2,865	84.0
Minion E.	Lab	546	16.0
<b>Turnout</b>		44.3	68.0

<b>Belper Rural No. 2 (7621)</b>			
		<b>vote</b>	<b>share</b>
<b>Taylor R.</b>	Con	2,363	58.4
Osborne J.*	Lab	1,684	41.6
<b>Turnout</b>		53.2	16.8

<b>Belper Rural No. 3 (8098)</b>			
		<b>vote</b>	<b>share</b>
<b>McKee J. Ms.</b>	Con	2,395	65.9
Smith K.	Lab	1,237	34.1
<b>Turnout</b>		44.9	31.9

<b>Blackwell No. 1 (5418)</b>			
		<b>vote</b>	<b>share</b>
<b>Lowe H.*</b>	Lab	1,420	51.3
Lee A.	Ind	1,346	48.7
<b>Turnout</b>		51.7	2.7

<b>Blackwell No. 2 (8953)</b>			
		<b>vote</b>	<b>share</b>
<b>Revell F.*</b>	Lab	2,331	58.4
Clayton W.	Con	1,658	41.6
<b>Turnout</b>		44.6	16.9

<b>Blackwell No. 3 (7413)</b>			
		<b>vote</b>	<b>share</b>
<b>Barnes A.</b>	Lab	2,287	70.5
Bennett L. Ms.	Con	957	29.5
<b>Turnout</b>		43.8	41.0

<b>Blackwell No. 4 (8485)</b>			
		<b>vote</b>	<b>share</b>
<b>Harris G.*</b>	Lab	1,937	52.5
Haigh W.	Con	1,542	41.8
Metcalfe C.	Lib	210	5.7
<b>Turnout</b>		43.6	10.7

<b>Bolsover (8132)</b>			
		<b>vote</b>	<b>share</b>
<b>Bratt G.</b>	Lab	1,664	49.6
Howard L. Ms.	Con	1,354	40.4
Taylor M.	Lib	334	10.0
<b>Turnout</b>		41.3	9.2

<b>Buxton North (7753)</b>			
		<b>vote</b>	<b>share</b>
<b>Robinson A.*</b>	Lab	2,234	54.2
Millican M. Ms.	Con	1,891	45.8
<b>Turnout</b>		53.3	8.3

<b>Buxton South (7229)</b>			
		<b>vote</b>	<b>share</b>
<b>Craufurd-Stuart J. Ms.</b>	Con	1,983	56.2
Eisner G. Ms.	Lab	1,059	30.0
Allwright J. Ms.	Ind Con	487	13.8
<b>Turnout</b>		49.0	26.2

<b>Chapel-En-Le-Frith No. 1 (3729)</b>			
		<b>vote</b>	<b>share</b>
<b>Lewis C.*</b>	Con	1,574	82.4
Monteith R.	Lab	336	17.6
<b>Turnout</b>		51.4	64.8

<b>Chapel-En-Le-Frith No. 2 (6250)</b>			
		<b>vote</b>	<b>share</b>
<b>Cartledge H.*</b>	Con	2,115	64.9
Hadfield R.	Lab	1,143	35.1
<b>Turnout</b>		52.3	29.8

<b>Chesterfield No. 1 (6565)</b>			
		<b>vote</b>	<b>share</b>
<b>Penty G.</b>	Con	1,323	51.9
Hawkins T.	Lab	1,226	48.1
<b>Turnout</b>		38.8	3.8

<b>Chesterfield No. 2 (14318)<sup>2</sup></b>			
		<b>vote</b>	<b>share</b>
<b>Sergeant C. Ms.</b>	Lab	2,908	54.2
Mullett H.	Lab	2,657	-
Dickens J.	Con	2,456	45.8
Wrigglesworth M. Ms.	Con	2,406	-
<b>Turnout</b>		39.2	8.4

Chesterfield No. 3 (6708)			
		vote	share
Drinkwater M. Ms.	Con	1,614	56.3
Pepper G.*	Lab	1,255	43.7
Turnout		42.8	12.5
Chesterfield No. 4 (12552) <sup>2</sup>			
		vote	share
Macdonald Millar A.*	Con	0	-
Robinson E.*	Con	0	0.0
Turnout		0.0	0.0
Chesterfield No. 5 (7058)			
		vote	share
Allen D.*	Lab	1,726	52.2
Bailey J. Ms.	Con	1,582	47.8
Turnout		46.9	4.4
Chesterfield No. 6 (5711)			
		vote	share
Barker R.*	Lab	1,174	54.1
Pope H.	Con	996	45.9
Turnout		38.0	8.2
Chesterfield Rural No. 1 (5594)			
		vote	share
Collins S.*	Lab	1,557	58.4
Walkley R.	Con	1,110	41.6
Turnout		47.7	16.8
Chesterfield Rural No. 2 (6396)			
		vote	share
Morris A.*	Lab	1,600	58.6
Whitfield P.	Con	1,132	41.4
Turnout		42.7	17.1
Chesterfield Rural No. 3 (8437)			
		vote	share
Hartley J. Ms.*	Con	3,281	82.5
Moor B.	Lab	695	17.5
Turnout		47.2	65.0
Chesterfield Rural No. 4 (6971)			
		vote	share
Parr B.	Ind	1,983	66.9
Williams L.	Lab	981	33.1
Turnout		42.6	33.8
Chesterfield Rural No. 5 (10076)			
		vote	share
Grainger C.	Ind	2,286	52.0
McKay J.*	Lab	2,111	48.0
Turnout		43.9	4.0
Chesterfield Rural No. 6 (7214)			
		vote	share
Dymond D.*	Lab	1,747	60.5
Kniveton D. Ms.	Con	1,139	39.5
Turnout		40.3	21.1
Chesterfield Rural No. 7 (6406)			
		vote	share
Taylor C.	Con	1,346	51.4
Coleman G.*	Lab	1,275	48.6
Turnout		40.9	2.7
Clay Cross (7098)			
		vote	share
Hill A.	Lab	2,157	59.1
Davis S.	Res	1,495	40.9
Turnout		51.6	18.1
Clowne (6564)			
		vote	share
Harris L.*	Ind	2,231	71.0
Patrick S.	Lab	764	24.3
Ball P.	Ind	147	4.7
Turnout		48.3	46.7

Derby Abbey (9618) <sup>2</sup>			
		vote	share
Johnson H.	Con	1,833	52.6
Bunting R.	Con	1,654	-
Tunncliffe F. Ms.*	Lab	1,486	42.7
Tanvir M.	Lab	1,131	-
Kobernik E.	UEN	163	4.7
Turnout		36.4	10.0
Derby Allestree (10381) <sup>2</sup>			
		vote	share
Adams D.*	Con	4,131	77.1
Waller L.	Con	3,931	-
Bloor K.	Lab	726	13.6
Gorham H.	Lab	678	-
Nuttall W.	Lib	499	9.3
Turnout		50.8	63.6
Derby Alvaston (7744)			
		vote	share
Taylor A.	Con	1,613	49.4
Dunne S.	Lab	1,431	43.8
Hardy G.	NF	221	6.8
Turnout		42.2	5.6
Derby Arboretum (6096)			
		vote	share
Turnbull U. Ms.	Lab	1,480	74.1
Gibson S.	UEN	516	25.9
Turnout		33.3	48.3
Derby Babington (9006) <sup>2</sup>			
		vote	share
Tillett J.	Con	1,806	64.4
Gray L.*	Con	1,772	-
Pritchard M.	Lab	788	28.1
Fox G.	Lab	764	-
Trollope W.	UEN	211	7.5
Turnout		33.1	36.3
Derby Breadsall (9213)			
		vote	share
Leatherbarrow J.	Con	1,638	49.0
Regan P.*	Lab	1,566	46.9
Gallear L.	UEN	137	4.1
Turnout		36.4	2.2
Derby Chaddesden (8721)			
		vote	share
Sephton H.	Con	2,029	55.9
Lloyd H.*	Lab	1,600	44.1
Turnout		41.7	11.8
Derby Chellaston (14595) <sup>2</sup>			
		vote	share
Thomas G.	Con	3,560	58.3
Wright A.	Con	3,192	-
Moseley J.	Lab	2,074	34.0
Williams W.	Lab	1,940	-
Latham L. Ms.	NF	468	7.7
Turnout		42.2	24.4
Derby Darley (8265)			
		vote	share
Taylor T.*	Con	2,253	62.3
Bolton G. Ms.	Lab	800	22.1
Gratton E.	Ind	343	9.5
Fahy A.	Lib	220	6.1
Turnout		44.0	40.2
Derby Derwent (8098)			
		vote	share
Guest G.*	Lab	1,378	52.4
Daniels B.	Con	1,125	42.8
Ashby A.	UEN	127	4.8
Turnout		32.5	9.6

Derby Friar Gate (9817) <sup>2</sup>			
		vote	share
Pritchard W.*	Lab	1,648	39.1
Pickering D.	Con	1,619	38.4
White R. Ms.	Con	1,555	-
Winfield D.	Lab	1,393	-
Benson B. Ms.*	Lib	739	17.5
Swain C.	Lib	570	-
Wood T.	NF	211	5.0
Turnout		42.5	0.7
Derby Litchurch (3779)			
		vote	share
Bookbinder D.*	Lab	713	56.6
Douce T.	Con	432	34.3
Wright A.	UEN	115	9.1
Turnout		33.6	22.3
Derby Littleover (9200)			
		vote	share
Marshall W.	Con	3,169	75.9
Slater I.	Lab	855	20.5
Hitchcock G.	UEN	153	3.7
Turnout		45.4	55.4
Derby Mickleover (10111) <sup>2</sup>			
		vote	share
Greene R.	Con	3,036	62.3
Wright L.	Con	2,993	-
Smith A.*	Lib	1,129	23.2
Brown M.*	Lib	1,003	-
Jones E.	Lab	709	14.5
Otley R.	Lab	657	-
Turnout		49.2	39.1
Derby Normanton (8998)			
		vote	share
Brown R.	Con	1,913	47.4
Wright E.	Lab	1,641	40.7
Burgess M.	Lib	258	6.4
Newton S.	NF	221	5.5
Turnout		45.0	6.7
Derby Osmaston (8389)			
		vote	share
Carty J.*	Lab	1,560	61.2
Black D.	Con	826	32.4
Pywell N.	NF	162	6.4
Turnout		30.5	28.8
Derby Pear Tree (7624)			
		vote	share
Styles G.	Lab	1,706	62.0
Swindall M.	Con	887	32.2
Kobernik G.	UEN	159	5.8
Turnout		36.4	29.8
Derby Spondon (9353)			
		vote	share
Leatherbarrow W.*	Con	2,567	55.5
Newton R.	Lab	1,713	37.0
Wheway A.	Lib	345	7.5
Turnout		49.6	18.5
Dronfield (17528) <sup>2</sup>			
		vote	share
Tudor J. Ms.*	Con	6,465	66.1
Clark T. Ms.	Con	6,389	-
Browes H.*	Lab	2,639	27.0
Cooper M.	Lab	2,418	-
Burgess E.	Lib	674	6.9
Burgess M. Ms.	Lib	476	-
Turnout		56.5	39.1
Elmton & Whitwell (7911)			
		vote	share
Walker R.	Lab	1,517	44.1
Webster G.	Ind	1,485	43.2
Frost J.	Lib	438	12.7
Turnout		44.2	0.9

<b>Glossop No. 1 (9994)</b>			
		<b>vote</b>	<b>share</b>
<b>Wilson D.</b>	Con	2,744	55.6
Wilcox D.	Lab	2,076	42.0
Heald R.	Comm	119	2.4
<b>Turnout</b>		49.5	13.5
<b>Glossop No. 2 (7647)</b>			
		<b>vote</b>	<b>share</b>
<b>Toole J.*</b>	Con	2,086	56.8
Cox S.	Lab	1,585	43.2
<b>Turnout</b>		48.1	13.6
<b>Heanor No. 1 (5706)</b>			
		<b>vote</b>	<b>share</b>
<b>Johnstone A. Ms.</b>	Con	1,126	44.8
Curzon H.*	Lab	884	35.2
Sims K.	Lib	504	20.0
<b>Turnout</b>		44.2	9.6
<b>Heanor No. 2 (6944)</b>			
		<b>vote</b>	<b>share</b>
<b>Mellors S.*</b>	Lab	1,241	43.9
Buften R.	Con	988	35.0
Woodhouse H.	Lib	596	21.1
<b>Turnout</b>		40.8	9.0
<b>Heanor No. 3 (5833)</b>			
		<b>vote</b>	<b>share</b>
<b>Williams R.</b>	Con	1,147	50.2
Blake W.*	Lab	1,139	49.8
<b>Turnout</b>		39.3	0.3
<b>Ilkeston No. 1 (6664)</b>			
		<b>vote</b>	<b>share</b>
<b>Cooper G.</b>	Ind	833	35.5
Watson M.	Lab	643	27.4
Beecham J.	Ind Lab	482	20.6
Reeve P.	Lib	387	16.5
<b>Turnout</b>		35.5	8.1
<b>Ilkeston No. 2 (5158)</b>			
		<b>vote</b>	<b>share</b>
<b>Meachem F.*</b>	Con	1,419	64.4
Poole J.	Ind Lab	413	18.7
Kennedy A.	Lab	373	16.9
<b>Turnout</b>		42.8	45.6
<b>Ilkeston No. 3 (5976)</b>			
		<b>vote</b>	<b>share</b>
<b>Butcher J.</b>	Con	1,468	63.0
Barnes J.	Lab	861	37.0
<b>Turnout</b>		39.0	26.1
<b>Ilkeston No. 4 (7630)</b>			
		<b>vote</b>	<b>share</b>
<b>Smith J.</b>	Con	1,347	42.5
Taylor E.*	Lib	974	30.8
Walton R.	Lab	845	26.7
<b>Turnout</b>		41.6	11.8
<b>Long Eaton No. 1 (12718)<sup>2</sup></b>			
		<b>vote</b>	<b>share</b>
<b>Camm W.*</b>	Ind Lab	4,399	54.6
Holmes W.	Con	2,425	30.1
Webb R.	Con	2,160	-
Green F.*	Lab	1,226	15.2
Buckley G.	Lab	959	-
<b>Turnout</b>		51.9	24.5
<b>Long Eaton No. 2 (8015)</b>			
		<b>vote</b>	<b>share</b>
<b>Crowther D.</b>	Con	2,117	60.5
Decker R.	Lab	1,216	34.7
Barnes J.	Lib	169	4.8
<b>Turnout</b>		43.8	25.7

<b>Long Eaton No. 3 (3651)</b>			
		<b>vote</b>	<b>share</b>
<b>Allen J.</b>	Con	967	62.9
Calladine M. Ms.*	Lab	571	37.1
<b>Turnout</b>		42.4	25.7
<b>Matlock No. 1 (8908)</b>			
		<b>vote</b>	<b>share</b>
<b>Statham G.</b>	Con	2,389	52.2
Edwards P. Ms.	Lib	1,533	33.5
March J.	Lab	657	14.3
<b>Turnout</b>		51.8	18.7
<b>Matlock No. 2 (6462)</b>			
		<b>vote</b>	<b>share</b>
<b>Colhoun J.</b>	Con	1,807	49.0
Fearn J.*	Lib	1,107	30.0
Turner J.	Lab	774	21.0
<b>Turnout</b>		57.4	19.0
<b>New Mills No. 1 (6219)</b>			
		<b>vote</b>	<b>share</b>
<b>Von Achten M. Ms.*</b>	Con	2,307	66.6
Bennett I.	Lab	1,157	33.4
<b>Turnout</b>		55.8	33.2
<b>New Mills No. 2 (4920)</b>			
		<b>vote</b>	<b>share</b>
<b>Potts W.</b>	Con	1,250	46.2
Burfoot H.	Lib	789	29.2
Axon J.	Lab	666	24.6
<b>Turnout</b>		55.1	17.0
<b>Repton No. 1 (6015)</b>			
		<b>vote</b>	<b>share</b>
<b>Stretton W.*</b>	Con	0	0.0
<b>Turnout</b>		0.0	0.0
<b>Repton No. 2 (8954)</b>			
		<b>vote</b>	<b>share</b>
<b>Beard A. Ms.</b>	Con	3,248	68.4
Wardell N. Ms.	Lab	1,498	31.6
<b>Turnout</b>		53.2	36.9
<b>Repton No. 3 (5955)</b>			
		<b>vote</b>	<b>share</b>
<b>Aston M.</b>	Con	1,885	70.3
Fox G.	Lab	795	29.7
<b>Turnout</b>		45.1	40.7
<b>Ripley No. 1 (6537)</b>			
		<b>vote</b>	<b>share</b>
<b>Marshall-Clarke J.</b>	Ind	1,578	55.5
Emmas-Williams M. Ms.*	Lab	1,266	44.5
<b>Turnout</b>		43.7	11.0
<b>Ripley No. 2 (7763)</b>			
		<b>vote</b>	<b>share</b>
<b>Carlisle G.</b>	Lab	1,300	40.2
Hutchinson K.	Con	1,035	32.0
Maycock M.	Lib	611	18.9
Gadsby J.*	NF	291	9.0
<b>Turnout</b>		41.9	8.2
<b>South East Derbyshire No. 1 (7900)</b>			
		<b>vote</b>	<b>share</b>
<b>Fildes J.*</b>	Con	3,013	76.0
Wright C.	Lab	951	24.0
<b>Turnout</b>		50.2	52.0
<b>South East Derbyshire No. 2 (6713)</b>			
		<b>vote</b>	<b>share</b>
<b>Morgan-Owen J.*</b>	Con	2,355	69.6
Lythgoe W.	Lab	758	22.4
Essex M.	Lib	270	8.0
<b>Turnout</b>		50.5	47.2

<b>South East Derbyshire No. 3 (6377)</b>			
		<b>vote</b>	<b>share</b>
<b>Noskwith A. Ms.*</b>	Con	2,303	65.9
Jowett M. Ms.	Lab	1,086	31.1
Overton K.	Lib	105	3.0
<b>Turnout</b>		54.9	34.8
<b>South East Derbyshire No. 4 (10881)</b>			
		<b>vote</b>	<b>share</b>
<b>Parkinson R.</b>	Con	4,131	73.5
Ball P.	Lab	1,486	26.5
<b>Turnout</b>		51.7	47.1
<b>Staveley East (4860)</b>			
		<b>vote</b>	<b>share</b>
<b>Platts J. Ms.*</b>	Lab	1,076	50.1
Evans D.	Ind	1,070	49.9
<b>Turnout</b>		44.2	0.3
<b>Staveley West (8636)</b>			
		<b>vote</b>	<b>share</b>
<b>Murphy J.</b>	Lab	1,831	57.8
Matthews R.	Ind	1,336	42.2
<b>Turnout</b>		36.7	15.6
<b>Sudbury (5632)</b>			
		<b>vote</b>	<b>share</b>
<b>Hadcock G.*</b>	Con	0	0.0
<b>Turnout</b>		0.0	0.0
<b>Swadlincote No. 1 (4988)</b>			
		<b>vote</b>	<b>share</b>
<b>Ratcliffe J.*</b>	Lab	1,118	65.6
Benstead E. Ms.	Con	586	34.4
<b>Turnout</b>		34.3	31.2
<b>Swadlincote No. 2 (7423)</b>			
		<b>vote</b>	<b>share</b>
<b>Hough A.*</b>	Lab	1,254	54.7
Swan F. Ms.	Con	1,038	45.3
<b>Turnout</b>		31.0	9.4
<b>Swadlincote No. 3 (6856)</b>			
		<b>vote</b>	<b>share</b>
<b>Moulson J.*</b>	Lab	1,499	44.9
Wheat G.	Con	1,459	43.7
Chaplin E.	Lib	379	11.4
<b>Turnout</b>		48.9	1.2
<b>Whaley Bridge (5839)</b>			
		<b>vote</b>	<b>share</b>
<b>Allman A.</b>	Con	1,770	56.3
Harlow C. Ms.	Lab	1,373	43.7
<b>Turnout</b>		54.1	12.6
<b>Wirksworth (5165)</b>			
		<b>vote</b>	<b>share</b>
<b>Brookes R.</b>	Con	1,302	60.6
Flint S.	Lib	846	39.4
<b>Turnout</b>		41.7	21.2

## Derbyshire 1981

### Abbey (9465)

		vote	share
Tunncliffe F. Ms.	Lab	2,040	71.1
Bunting R.	Con	831	28.9

Turnout 30.5 42.1

### Alfreton (6466)

		vote	share
Fullwood J.	Lab	1,507	61.2
Johnson B.	Lib	545	22.1
Freer J. Ms.	Con	409	16.6

Turnout 38.1 39.1

### Allestree (8093)

		vote	share
Gray L.	Con	2,465	61.8
Webley W.	Lib	891	22.3
Horobin R.	Lab	635	15.9

Turnout 49.4 39.4

### Alport (8548)

		vote	share
Briggs J.	Ind	2,399	64.7
Peacock F.	Lab	1,311	35.3

Turnout 43.6 29.3

### Alvaston (6825)

		vote	share
Jones R.	Lab	1,268	60.2
Tarr N.	Con	497	23.6
Beill F.	Lib	302	14.3
Somerset-Sullivan J.	Ind Li	39	1.9

Turnout 31.4 36.6

### Ashbourne (9454)

		vote	share
Peach G.	Con	2,534	57.2
Spendlove A.	Lib	1,021	23.0
Smith V. Ms.	Lab	875	19.8

Turnout 47.0 34.2

### Babington (9362)

		vote	share
Turnbull U. Ms.	Lab	2,586	79.6
Brown R.	Con	661	20.4

Turnout 35.0 59.3

### Bakewell (8325)

		vote	share
Wilson G.	Con	2,463	53.5
Scott L.	Lib	1,396	30.3
Barber R. Ms.	Lab	742	16.1

Turnout 55.4 23.2

### Barlborough & Clowne (6741)

		vote	share
Stafford S.	Lab	1,452	47.4
Wheway R.	Lib	723	23.6
Dolby P.	Soc Dem	519	16.9
Gotheridge W.	Ind	369	12.0

Turnout 46.6 23.8

### Belper (9537)

		vote	share
Heely M.	Lab	2,136	55.8
Carrington J.	Con	1,693	44.2

Turnout 40.3 11.6

### Blagreaves (7881)

		vote	share
Woodhead P.	Lab	1,886	51.0
Shepley L.	Con	1,813	49.0

Turnout 47.1 2.0

### Bolsover (8296)

		vote	share
Bratt G.	Lab	2,341	72.2
Burdett P.	Con	557	17.2
Taylor M.	Lib	344	10.6

Turnout 39.2 55.0

### Boulton (8290)

		vote	share
Styles G.	Lab	2,352	64.6
Sephton H.	Con	1,290	35.4

Turnout 44.0 29.2

### Brackenfield (6974)

		vote	share
Parr B.	Ind	1,429	43.8
Beaumont W.	Lab	1,273	39.0
Williams L.	Ind Lab	558	17.1

Turnout 47.0 4.8

### Breadsall (9717)

		vote	share
Regan P.	Lab	2,874	73.3
Hoogerwerf T.	Con	961	24.5
Gibson S.	ENWO	85	2.2

Turnout 40.4 48.8

### Brimington (7306)

		vote	share
Murphy J.	Lab	2,251	73.1
Taylor C.	Con	829	26.9

Turnout 42.3 46.2

### Buxton North (8796)

		vote	share
Robinson A.	Lab	3,312	70.3
Milburn R.	Con	1,397	29.7

Turnout 53.8 40.7

### Buxton South (7495)

		vote	share
Craufurd-Stuart J. Ms.	Con	1,559	38.9
Allwright J. Ms.	Lib	1,293	32.2
Hopkin J. Ms.	Lab	1,160	28.9

Turnout 53.6 6.6

### Chaddesden (8798)

		vote	share
Young M.	Lab	1,931	51.9
Andrews G.	Con	1,221	32.8
Cudworth S. Ms.	Lib	567	15.2

Turnout 42.4 19.1

### Chapel (8062)

		vote	share
Cartledge H.	Con	2,305	62.4
Jones P.	Lab	1,389	37.6

Turnout 46.1 24.8

### Chellaston (7430)

		vote	share
Lythgoe W.	Lab	1,737	52.1
Wright A.	Con	1,598	47.9

Turnout 45.0 4.2

### Chesterfield North (8880)

		vote	share
Williams J.	Lab	2,706	79.0
Penty G.	Con	721	21.0

Turnout 38.8 57.9

### Clay Cross (6897)

		vote	share
Hill A.	Lab	2,711	79.5
Drake R.	Con	699	20.5

Turnout 49.5 59.0

### Cotmanhay (7934)

		vote	share
Marsh J. Ms.	Lab	2,120	61.8
Cooper G.	Ind	844	24.6
Pestell L.	Soc Dem	467	13.6

Turnout 43.3 37.2

### Darley (9486)

		vote	share
Taylor T.	Con	2,346	57.9
Ward E.	Lab	987	24.4
Sharpe E.	Lib	719	17.7

Turnout 42.9 33.5

### Darley Dale (9094)

		vote	share
Richardson P.	Con	1,857	40.1
Crapper M.	Lib	1,431	30.9
Davison S. Ms.	Lab	1,342	29.0

Turnout 51.0 9.2

### Derwent (7878)

		vote	share
Thomas R.	Lab	1,665	52.9
Connolly S.	Lib	1,026	32.6
Gabrielczyk J.	Con	458	14.5

Turnout 40.2 20.3

### Draycott (12103)

		vote	share
Parkinson R.	Con	2,790	46.9
Ball D. Ms.	Lab	2,022	34.0
Bennett A.	Soc Dem	1,138	19.1

Turnout 49.4 12.9

### Dronfield North (9518)

		vote	share
Seddons H.	Lab	2,413	46.2
Groarke F.	Con	1,966	37.7
Barnes C.	Lib	840	16.1

Turnout 54.9 8.6

### Dronfield South (9023)

		vote	share
Clark T.	Con	2,233	50.6
King B.	Lab	1,354	30.7
Kay R. Ms.	Lib	822	18.6

Turnout 49.0 19.9

### Duffield (8838)

		vote	share
Beardsley R.	Con	2,792	68.1
Blakeman M.	Lab	1,309	31.9

Turnout 46.5 36.2

### Eckington (7677)

		vote	share
Collins S.	Lab	2,125	79.1
Thelwell G.	Lib	560	20.9

Turnout 35.1 58.3

### Elmton (7844)

		vote	share
Walker R.	Lab	2,824	70.2
Bennett L. Ms.	Con	678	16.9
Frost J.	Lib	518	12.9

Turnout 51.6 53.4

### Etwell (8118)

		vote	share
Beard A. Ms.	Con	2,624	66.4
Johnson M.	Lab	1,327	33.6

Turnout 48.8 32.8

### Glossop East (8018)

		vote	share
Mann R.	Lab	2,407	58.9
Toole J.	Con	1,680	41.1

Turnout 51.1 17.8



<b>Glossop South (7672)</b>			
		<b>vote</b>	<b>share</b>
<b>Read E.</b>	Lab	1,833	42.6
Whiteley T.	Con	1,574	36.6
Gillham C.	Lib	894	20.8
<b>Turnout</b>		56.2	6.0
<b>Glossop West (6854)</b>			
		<b>vote</b>	<b>share</b>
<b>Wilcox D.</b>	Lab	2,134	59.6
Wilson D.	Con	1,448	40.4
<b>Turnout</b>		52.4	19.2
<b>Hasland &amp; St. Leonards (7551)</b>			
		<b>vote</b>	<b>share</b>
<b>Allen D.</b>	Lab	2,470	73.3
Slack P.	Con	900	26.7
<b>Turnout</b>		44.8	46.6
<b>Heage (7742)</b>			
		<b>vote</b>	<b>share</b>
<b>Carlile G.</b>	Lab	2,010	55.8
Marshall-Clarke J. Ms.	Ind	1,589	44.2
<b>Turnout</b>		46.6	11.7
<b>Heanor (8313)</b>			
		<b>vote</b>	<b>share</b>
<b>Blake W.</b>	Lab	2,074	70.0
Johnstone A. Ms.	Con	888	30.0
<b>Turnout</b>		35.7	40.0
<b>Holmebrook &amp; Rother (9147)</b>			
		<b>vote</b>	<b>share</b>
<b>Pickering D.</b>	Lab	2,263	60.0
Barker R.	Ind Lab	821	21.8
Barlow T.	Con	688	18.2
<b>Turnout</b>		41.5	38.2
<b>Holymoore &amp; Wingerworth (8830)</b>			
		<b>vote</b>	<b>share</b>
<b>Wright J. Ms.</b>	Con	2,302	61.4
Marshall G.	Lab	1,043	27.8
Thelwell M. Ms.	Lib	402	10.7
<b>Turnout</b>		42.5	33.6
<b>Horsley (9453)</b>			
		<b>vote</b>	<b>share</b>
<b>Massey R.</b>	Lab	1,837	41.1
Taylor R.	Con	1,769	39.6
Bird E.	Ind	866	19.4
<b>Turnout</b>		47.5	1.5
<b>Ilkeston (9512)</b>			
		<b>vote</b>	<b>share</b>
<b>Goacher E.</b>	Lab	2,522	65.7
Ball M.	Con	1,315	34.3
<b>Turnout</b>		40.4	31.5
<b>Killamarsh (5592)</b>			
		<b>vote</b>	<b>share</b>
<b>Morris A.</b>	Lab	1,770	70.8
Whitfield P.	Con	521	20.8
Hess K.	Lib	208	8.3
<b>Turnout</b>		44.7	50.0
<b>Kingsway (7875)</b>			
		<b>vote</b>	<b>share</b>
<b>Wright L.</b>	Con	1,635	52.6
Leddy R.	Lab	848	27.3
Ferris J.	Lib	628	20.2
<b>Turnout</b>		39.6	25.3
<b>Kirk Hallam (8434)</b>			
		<b>vote</b>	<b>share</b>
<b>Cullen C.</b>	Lab	1,857	46.6
Taylor E.	Lib	1,511	37.9
Wallbank E.	Con	619	15.5
<b>Turnout</b>		47.3	8.7

<b>Linton (6698)</b>			
		<b>vote</b>	<b>share</b>
<b>Lauro M.</b>	Lab	1,660	54.0
Mason K.	Con	883	28.7
Chaplin E.	Lib	533	17.3
<b>Turnout</b>		46.1	25.3
<b>Litchurch (8166)</b>			
		<b>vote</b>	<b>share</b>
<b>Bookbinder D.</b>	Lab	2,079	83.0
Northover A.	Con	427	17.0
<b>Turnout</b>		30.8	65.9
<b>Littleover (6795)</b>			
		<b>vote</b>	<b>share</b>
<b>Marshall W.</b>	Con	2,160	71.7
Tanvir M.	Lab	851	28.3
<b>Turnout</b>		44.6	43.5
<b>Long Eaton (7359)</b>			
		<b>vote</b>	<b>share</b>
<b>Buckley G.</b>	Lab	1,550	56.0
Allen J.	Con	1,219	44.0
<b>Turnout</b>		37.8	12.0
<b>Loscoe (7088)</b>			
		<b>vote</b>	<b>share</b>
<b>Mellors S.</b>	Lab	0	0.0
<b>Turnout</b>		0.0	0.0
<b>Mackworth (7577)</b>			
		<b>vote</b>	<b>share</b>
<b>Summers G.</b>	Lab	2,336	73.3
Pickering D.	Con	853	26.7
<b>Turnout</b>		44.2	46.5
<b>Matlock (8335)</b>			
		<b>vote</b>	<b>share</b>
<b>Edwards P. Ms.</b>	Lib	1,878	41.2
Statham G.	Con	1,698	37.3
Beech T.	Lab	977	21.5
<b>Turnout</b>		54.9	4.0
<b>Melbourne (8573)</b>			
		<b>vote</b>	<b>share</b>
<b>Morgan-Owen J.</b>	Con	2,201	51.3
Griffiths H.	Lab	1,085	25.3
Turner T.	Lib	1,006	23.4
<b>Turnout</b>		50.2	26.0
<b>Mickleover (7405)</b>			
		<b>vote</b>	<b>share</b>
<b>Greene R.</b>	Con	1,522	44.4
Smith A.	Lib	1,260	36.8
Gorham H. Ms.	Lab	646	18.8
<b>Turnout</b>		46.3	7.6
<b>Moor &amp; St. Helens (7984)</b>			
		<b>vote</b>	<b>share</b>
<b>Sargeant C. Ms.</b>	Lab	2,525	78.1
Dowsett A.	Con	708	21.9
<b>Turnout</b>		40.5	56.2
<b>New Mills (7008)</b>			
		<b>vote</b>	<b>share</b>
<b>Doughty G.</b>	Lab	2,617	66.1
Potts W.	Con	1,342	33.9
<b>Turnout</b>		56.6	32.2
<b>Newbold &amp; Brockwell (8805)</b>			
		<b>vote</b>	<b>share</b>
<b>Redman M.</b>	Lab	2,051	46.4
Macdonald Millar A.	Con	1,284	29.1
Russell R.	Lib	880	19.9
Stone D.	Ecol	201	4.6
<b>Turnout</b>		50.3	17.4

<b>Newhall (8937)</b>			
		<b>vote</b>	<b>share</b>
<b>Hough A.</b>	Lab	2,092	58.8
Martin B.	Lib	1,003	28.2
Heelis R.	Con	463	13.0
<b>Turnout</b>		39.9	30.6
<b>Normanton (7645)</b>			
		<b>vote</b>	<b>share</b>
<b>Watkins W. Ms.</b>	Lab	2,109	69.1
Johnson H.	Con	906	29.7
Roy M.	PGHSVA	38	1.2
<b>Turnout</b>		40.0	39.4
<b>North Wingfield (8295)</b>			
		<b>vote</b>	<b>share</b>
<b>McKay J.</b>	Lab	3,153	78.3
Ounsley M. Ms.	Con	655	16.3
Scott A.	Lib	219	5.4
<b>Turnout</b>		48.7	62.0
<b>Osmaston (6965)</b>			
		<b>vote</b>	<b>share</b>
<b>Carty J.</b>	Lab	1,951	81.6
Wood R.	Con	393	16.4
Biggs W.	WRP	48	2.0
<b>Turnout</b>		34.5	65.1
<b>Petersham (8656)</b>			
		<b>vote</b>	<b>share</b>
<b>Decker R.</b>	Lab	1,899	54.3
Crowther D.	Con	1,596	45.7
<b>Turnout</b>		40.5	8.7
<b>Repton (8864)</b>			
		<b>vote</b>	<b>share</b>
<b>Canner C.</b>	Lab	2,358	56.0
Evans S.	Con	1,850	44.0
<b>Turnout</b>		47.6	12.1
<b>Ripley (8890)</b>			
		<b>vote</b>	<b>share</b>
<b>Carrington T.</b>	Lab	1,995	59.4
Sims K.	Lib	735	21.9
Avery J.	Ind	631	18.8
<b>Turnout</b>		37.9	37.5
<b>Sandiacre (7173)</b>			
		<b>vote</b>	<b>share</b>
<b>Noskwith A. Ms.</b>	Con	1,848	46.3
Hampson J.	Lab	1,747	43.8
Overton K.	Soc Dem	397	9.9
<b>Turnout</b>		55.9	2.5
<b>Sawley (8576)</b>			
		<b>vote</b>	<b>share</b>
<b>Camm W.</b>	Ind Lab	3,599	75.2
Webb R.	Con	799	16.7
Wiles C.	Lab	391	8.2
<b>Turnout</b>		56.5	58.5
<b>Scarcliffe (7675)</b>			
		<b>vote</b>	<b>share</b>
<b>Revell F.</b>	Lab	2,687	77.1
Webster G.	Con	798	22.9
<b>Turnout</b>		45.5	54.2
<b>Sheepbridge (8340)</b>			
		<b>vote</b>	<b>share</b>
<b>Lennox G.</b>	Lab	2,559	76.1
Jarvis M.	Con	804	23.9
<b>Turnout</b>		40.4	52.2
<b>Shirebrook (7336)</b>			
		<b>vote</b>	<b>share</b>
<b>Barnes A.</b>	Lab	2,556	83.1
Timmons V.	Ind	519	16.9
<b>Turnout</b>		42.0	66.2

<b>Sinfin (7369)</b>			
		<b>vote</b>	<b>share</b>
<b>Fletcher Davis J. Ms.</b>	Lab	2,011	69.0
Keith J.	Con	905	31.0
	<b>Turnout</b>	39.7	37.9

<b>Somercotes (8119)</b>			
		<b>vote</b>	<b>share</b>
<b>Heathcote J.</b>	Lab	1,950	60.2
Rimington T.	Lib	792	24.5
Biggin R.	Con	496	15.3
	<b>Turnout</b>	40.0	35.8

<b>South Normanton (8620)</b>			
		<b>vote</b>	<b>share</b>
<b>Cannon L.</b>	Lab	2,787	77.6
Preddy M.	Con	803	22.4
	<b>Turnout</b>	41.7	55.3

<b>Spondon (9603)</b>			
		<b>vote</b>	<b>share</b>
<b>Newton R.</b>	Lab	2,853	56.8
Leatherbarrow J.	Con	2,174	43.2
	<b>Turnout</b>	52.5	13.5

<b>Staveley (7603)</b>			
		<b>vote</b>	<b>share</b>
<b>Platts J. Ms.</b>	Lab	2,788	86.5
Billinge D.	Con	436	13.5
	<b>Turnout</b>	42.5	73.0

<b>Sutton (9163)</b>			
		<b>vote</b>	<b>share</b>
<b>Dymond D.</b>	Lab	2,916	77.6
Card J. Ms.	Con	840	22.4
	<b>Turnout</b>	41.1	55.3

<b>Swadlincote (8295)</b>			
		<b>vote</b>	<b>share</b>
<b>Moulson J.</b>	Lab	1,809	48.9
Lacey M.	Lib	1,537	41.5
Topliss M. Ms.	Con	354	9.6
	<b>Turnout</b>	44.8	7.4

<b>Tibshelf (6427)</b>			
		<b>vote</b>	<b>share</b>
<b>Lowe H.</b>	Lab	2,369	81.8
Stokes B. Ms.	Con	527	18.2
	<b>Turnout</b>	45.2	63.6

<b>Tideswell (7952)</b>			
		<b>vote</b>	<b>share</b>
<b>Schofield H.</b>	Con	2,028	52.2
Bradshaw V.	Lib	997	25.6
Dobbins B. Ms.	Lab	862	22.2
	<b>Turnout</b>	49.0	26.5

<b>Walton &amp; West (7932)</b>			
		<b>vote</b>	<b>share</b>
<b>Drinkwater M. Ms.</b>	Con	2,049	55.8
Bradford J.	Lab	909	24.7
Clark D.	Lib	715	19.5
	<b>Turnout</b>	46.4	31.0

<b>West Hallam (7128)</b>			
		<b>vote</b>	<b>share</b>
<b>Fildes J.</b>	Con	1,901	57.5
Jones R.	Lab	1,406	42.5
	<b>Turnout</b>	46.6	15.0

<b>Whaley Bridge (7090)</b>			
		<b>vote</b>	<b>share</b>
<b>Harlow C. Ms.</b>	Lab	2,006	55.8
Allman A.	Con	1,590	44.2
	<b>Turnout</b>	51.0	11.6

<b>Wirksworth (8361)</b>			
		<b>vote</b>	<b>share</b>
<b>Waterhouse R.</b>	Con	1,872	44.8
Fearn J.	Lib	933	22.4
Smith K.	Lab	831	19.9
Coles J.	Soc Dem	538	12.9
	<b>Turnout</b>	50.2	22.5

## Derbyshire 1985

<b>Abbey (9592)</b>			
		<b>vote</b>	<b>share</b>
<b>Dorrell D. Ms.</b>	Lab	1,875	58.4
Bunting R.	Con	847	26.4
Wilson L.	Lib/SDP	372	11.6
Wall E.	Ecol	114	3.6
	<b>Turnout</b>	33.4	32.0

<b>Alfreton (6444)</b>			
		<b>vote</b>	<b>share</b>
<b>Wiley I.</b>	Lab	1,710	55.5
Roughton D.	Lib/SDP	714	23.2
Hayes S.	Con	656	21.3
	<b>Turnout</b>	47.8	32.3

<b>Allestree (8132)</b>			
		<b>vote</b>	<b>share</b>
<b>Webb R.</b>	Con	2,562	60.4
Jones H.	Lib/SDP	964	22.7
Davies S. Ms.	Lab	719	16.9
	<b>Turnout</b>	52.2	37.6

<b>Alport (8898)</b>			
		<b>vote</b>	<b>share</b>
<b>George F.</b>	Con	2,154	49.0
Ratcliffe J.	Lab	1,279	29.1
Handscombe P.	Lib/SDP	963	21.9
	<b>Turnout</b>	49.4	19.9

<b>Alvaston (7957)</b>			
		<b>vote</b>	<b>share</b>
<b>Jones R.*</b>	Lab	1,435	45.8
Baldwin R.	Con	1,178	37.6
Adams D.	Lib/SDP	517	16.5
	<b>Turnout</b>	39.3	8.2

<b>Ashbourne (9807)</b>			
		<b>vote</b>	<b>share</b>
<b>Lochrane F.</b>	Con	2,654	62.6
Spendlove A.	Lib/SDP	843	19.9
Redfern J.	Ind	742	17.5
	<b>Turnout</b>	43.2	42.7

<b>Babington (8263)</b>			
		<b>vote</b>	<b>share</b>
<b>Turnbull U. Ms.*</b>	Lab	2,018	64.0
Burgess M.	Lib/SDP	618	19.6
Hoogerwerf J. Ms.	Con	518	16.4
	<b>Turnout</b>	38.2	44.4

<b>Bakewell (8514)</b>			
		<b>vote</b>	<b>share</b>
<b>Wilson G.*</b>	Con	2,392	53.8
Crump P. Ms.	Lib/SDP	1,276	28.7
McPhie G. Ms.	Lab	775	17.4
	<b>Turnout</b>	52.2	25.1

<b>Barlborough &amp; Clowne (7059)</b>			
		<b>vote</b>	<b>share</b>
<b>Stafford J.*</b>	Lab	1,762	59.7
Metcalfe C.	Lib/SDP	1,188	40.3
	<b>Turnout</b>	41.8	19.5

<b>Belper (9833)</b>			
		<b>vote</b>	<b>share</b>
<b>Stone I.</b>	Con	1,841	39.7
Heely M.*	Lab	1,771	38.2
Harrison J. Ms.	Lib/SDP	1,021	22.0
	<b>Turnout</b>	47.1	1.5

<b>Blagreaves (7921)</b>			
		<b>vote</b>	<b>share</b>
<b>Deakin J. Ms.</b>	Lab	1,671	42.8
Hackney J. Ms.	Con	1,489	38.1
George D.	Lib/SDP	746	19.1
	<b>Turnout</b>	49.3	4.7

<b>Bolsover (8643)</b>			
		<b>vote</b>	<b>share</b>
<b>Bratt G.*</b>	Lab	2,344	75.9
Ellis P.	Lib/SDP	744	24.1
	<b>Turnout</b>	35.7	51.8

<b>Boulton (9339)</b>			
		<b>vote</b>	<b>share</b>
<b>Perkins C.</b>	Lab	1,856	44.9
Thompson B.	Con	1,237	29.9
Eyre R.	Lib/SDP	1,038	25.1
	<b>Turnout</b>	44.2	15.0

<b>Brackenfield (7097)</b>			
		<b>vote</b>	<b>share</b>
<b>Parr B.*</b>	Ind	1,635	52.0
Fearn E.	Lab	1,507	48.0
	<b>Turnout</b>	44.3	4.1

<b>Breadsall (10320)</b>			
		<b>vote</b>	<b>share</b>
<b>Regan P.*</b>	Lab	2,283	57.9
Keene R.	Con	1,044	26.5
Hilton L.	Lib/SDP	617	15.6
	<b>Turnout</b>	38.2	31.4

<b>Brimington (7784)</b>			
		<b>vote</b>	<b>share</b>
<b>Murphy J.*</b>	Lab	2,130	64.7
Craig J.	Lib/SDP	664	20.2
Wheeldon J.	Con	500	15.2
	<b>Turnout</b>	42.3	44.5

<b>Buxton North (9002)</b>			
		<b>vote</b>	<b>share</b>
<b>Robinson A.*</b>	Lab	2,644	67.6
McCoola R. Ms.	Lib/SDP	1,267	32.4
	<b>Turnout</b>	43.4	35.2

<b>Buxton South (7740)</b>			
		<b>vote</b>	<b>share</b>
<b>Allman A.</b>	Con	1,342	36.9
Loader M.	Lib/SDP	1,184	32.5
Pearson-Smith M.	Lab	1,115	30.6
	<b>Turnout</b>	47.0	4.3

<b>Chaddesden (8705)</b>			
		<b>vote</b>	<b>share</b>
<b>Young M.*</b>	Lab	2,015	55.9
Smith J.	Con	1,592	44.1
	<b>Turnout</b>	41.4	11.7

<b>Chapel (8474)</b>			
		<b>vote</b>	<b>share</b>
<b>Cartledge H.*</b>	Con	2,021	51.9
Kellie A. Ms.	Lib/SDP	957	24.6
Jones P.	Lab	917	23.5
	<b>Turnout</b>	46.0	27.3

<b>Chellaston (8450)</b>			
		<b>vote</b>	<b>share</b>
<b>Hyde J.</b>	Con	1,755	43.0
Lythgoe W.*	Lab	1,720	42.2
Coleman G.	Lib/SDP	602	14.8
	<b>Turnout</b>	48.2	0.9

<b>Chesterfield North (8795)</b>			
		<b>vote</b>	<b>share</b>
<b>Dentith N.</b>	Lab	2,435	66.3
Bayton I.	Lib/SDP	812	22.1
Walls T.	Con	425	11.6
	<b>Turnout</b>	41.8	44.2

<b>Clay Cross (6970)</b>			
		<b>vote</b>	<b>share</b>
<b>Davis K.</b>	Lab	2,562	76.9
Birch N.	Lib/SDP	768	23.1
<b>Turnout</b>		47.8	53.9
<b>Cotmanhay (8184)</b>			
		<b>vote</b>	<b>share</b>
<b>Carrington J.</b>	Lab	1,645	55.3
Wood D.	Lib/SDP	672	22.6
Wallbank E.	Con	657	22.1
<b>Turnout</b>		36.3	32.7
<b>Darley (9313)</b>			
		<b>vote</b>	<b>share</b>
<b>Beastall M. Ms.</b>	Con	2,899	69.9
Tanvir M.	Lab	1,248	30.1
<b>Turnout</b>		44.5	39.8
<b>Darley Dale (9426)</b>			
		<b>vote</b>	<b>share</b>
<b>Richardson P.*</b>	Con	2,161	46.0
Windsor R.	Lab	1,450	30.9
Irving S.	Lib/SDP	1,086	23.1
<b>Turnout</b>		49.8	15.1
<b>Derwent (7407)</b>			
		<b>vote</b>	<b>share</b>
<b>Connolly S.</b>	Lib/SDP	1,687	51.2
Faulkner M.	Lab	1,334	40.5
Base C.	Con	275	8.3
<b>Turnout</b>		44.5	10.7
<b>Draycott (11184)</b>			
		<b>vote</b>	<b>share</b>
<b>Parkinson R.*</b>	Con	2,525	44.7
Highton E.	Lab	1,940	34.3
Northover P.	Lib/SDP	1,184	21.0
<b>Turnout</b>		50.5	10.4
<b>Dronfield North (9729)</b>			
		<b>vote</b>	<b>share</b>
<b>Seddons H.*</b>	Lab	2,127	47.3
Hinchliffe L. Ms.	Ind	1,513	33.6
Pryce W.	Lib/SDP	859	19.1
<b>Turnout</b>		46.2	13.6
<b>Dronfield South (9188)</b>			
		<b>vote</b>	<b>share</b>
<b>Clark T.*</b>	Con	1,588	38.5
Hey D.	Lib/SDP	1,313	31.9
Goodhand J.	Lab	1,219	29.6
<b>Turnout</b>		44.8	6.7
<b>Duffield (8884)</b>			
		<b>vote</b>	<b>share</b>
<b>Wildsmith C.</b>	Con	2,352	54.1
Ribbons R.	Lib/SDP	1,107	25.5
Rooney J.	Lab	889	20.4
<b>Turnout</b>		48.9	28.6
<b>Eckington (8113)</b>			
		<b>vote</b>	<b>share</b>
<b>Featherstone D.</b>	Lab	2,033	61.1
Spooner B.	Con	705	21.2
Smillie D. Ms.	Lib/SDP	587	17.7
<b>Turnout</b>		41.0	39.9
<b>Elmton (8076)</b>			
		<b>vote</b>	<b>share</b>
<b>Walker R.*</b>	Lab	2,286	62.3
Webster G.	Con	1,383	37.7
<b>Turnout</b>		45.4	24.6
<b>Etwall (8505)</b>			
		<b>vote</b>	<b>share</b>
<b>Turner E. Ms.</b>	Con	1,984	52.4
Nettleship G.	Lib/SDP	1,000	26.4
Johnson M.	Lab	803	21.2
<b>Turnout</b>		44.5	26.0

<b>Glossop East (8601)</b>			
		<b>vote</b>	<b>share</b>
<b>Mann R.*</b>	Lab	2,153	47.9
Proctor L.	Con	1,277	28.4
Mellor C.	Lib/SDP	1,061	23.6
<b>Turnout</b>		52.2	19.5
<b>Glossop South (8128)</b>			
		<b>vote</b>	<b>share</b>
<b>Read E.*</b>	Lab	1,866	43.8
Ashworth P. Ms.	Con	1,505	35.4
Thompson M.	Lib/SDP	886	20.8
<b>Turnout</b>		52.4	8.5
<b>Glossop West (7211)</b>			
		<b>vote</b>	<b>share</b>
<b>Wilcox D.*</b>	Lab	1,850	51.3
Palmer D.	Con	1,163	32.3
Spittle T.	Lib/SDP	590	16.4
<b>Turnout</b>		50.0	19.1
<b>Hasland &amp; St. Leonards (7738)</b>			
		<b>vote</b>	<b>share</b>
<b>Allen D.*</b>	Lab	2,311	59.0
Wigglesworth G.	Lib/SDP	808	20.6
Witham K.	Con	800	20.4
<b>Turnout</b>		50.6	38.4
<b>Heage (7886)</b>			
		<b>vote</b>	<b>share</b>
<b>Carlile G.*</b>	Lab	2,136	55.3
Blase A.	Con	1,489	38.5
Thackery S.	Ecol	238	6.2
<b>Turnout</b>		49.0	16.7
<b>Heanor (8351)</b>			
		<b>vote</b>	<b>share</b>
<b>Flude S.</b>	Lab	2,209	55.8
Eley B.	Con	1,605	40.5
Fenn C. Ms.	Ecol	145	3.7
<b>Turnout</b>		47.4	15.3
<b>Holmebrook &amp; Rother (9326)</b>			
		<b>vote</b>	<b>share</b>
<b>Swain E.</b>	Lab	2,379	65.1
Falconer K.	Lib/SDP	740	20.2
Birkin J. Ms.	Con	538	14.7
<b>Turnout</b>		39.2	44.8
<b>Holymoore &amp; Wingerworth (9275)</b>			
		<b>vote</b>	<b>share</b>
<b>Marsden J.</b>	Con	2,239	50.4
Moss T.	Lab	1,113	25.1
Gregory N.	Lib/SDP	1,090	24.5
<b>Turnout</b>		47.9	25.3
<b>Horsley (9268)</b>			
		<b>vote</b>	<b>share</b>
<b>Cowley J.</b>	Con	2,197	48.6
Massey R.*	Lab	1,824	40.4
Smith M.	Ind	495	11.0
<b>Turnout</b>		48.7	8.3
<b>Ilkeston (9683)</b>			
		<b>vote</b>	<b>share</b>
<b>Goacher E.*</b>	Lab	1,931	47.7
Johnstone A. Ms.	Con	1,097	27.1
Pestell L. Ms.	Lib/SDP	1,023	25.3
<b>Turnout</b>		41.8	20.6
<b>Killamarsh (5898)</b>			
		<b>vote</b>	<b>share</b>
<b>Morris A.*</b>	Lab	1,691	76.8
Fulker P.	Lib/SDP	510	23.2
<b>Turnout</b>		37.3	53.7

<b>Kingsway (7984)</b>			
		<b>vote</b>	<b>share</b>
<b>Maw B.</b>	Con	1,776	53.6
Fuller G. Ms.	Lab	863	26.0
Drew W.	Lib/SDP	675	20.4
<b>Turnout</b>		41.5	27.5
<b>Kirk Hallam (8447)</b>			
		<b>vote</b>	<b>share</b>
<b>Cullen C.</b>	Lab	2,265	59.5
Shaw H.	Con	828	21.8
Stevenson A.	Lib/SDP	713	18.7
<b>Turnout</b>		45.1	37.8
<b>Linton (6908)</b>			
		<b>vote</b>	<b>share</b>
<b>Lauro M.*</b>	Lab	2,084	62.8
Jefferies C.	Con	1,235	37.2
<b>Turnout</b>		48.0	25.6
<b>Litchurch (7875)</b>			
		<b>vote</b>	<b>share</b>
<b>Bookbinder D.*</b>	Lab	2,001	76.3
Hulls C.	Con	620	23.7
<b>Turnout</b>		33.3	52.7
<b>Littleover (6946)</b>			
		<b>vote</b>	<b>share</b>
<b>Marshall W.*</b>	Con	1,725	53.2
Turner R.	Lab	907	28.0
Cooper A.	Lib/SDP	608	18.8
<b>Turnout</b>		46.6	25.2
<b>Long Eaton (7983)</b>			
		<b>vote</b>	<b>share</b>
<b>Woodhead P.</b>	Lab	1,328	43.4
Byrne D.	Con	1,115	36.4
Neill I.	Lib/SDP	618	20.2
<b>Turnout</b>		38.3	7.0
<b>Loscoe (7826)</b>			
		<b>vote</b>	<b>share</b>
<b>Mellors S.*</b>	Lab	1,748	54.2
Riley W.	Con	1,392	43.1
McCormick I.	Ecol	87	2.7
<b>Turnout</b>		41.2	11.0
<b>Mackworth (7279)</b>			
		<b>vote</b>	<b>share</b>
<b>Summers G.*</b>	Lab	2,097	66.2
Mayall A.	Con	1,069	33.8
<b>Turnout</b>		43.5	32.5
<b>Matlock (8466)</b>			
		<b>vote</b>	<b>share</b>
<b>Edwards P. Ms.*</b>	Lib/SDP	1,892	39.1
Leighton P.	Con	1,500	31.0
Corcoran A.	Lab	872	18.0
Statham G.	Ind	579	12.0
<b>Turnout</b>		57.2	8.1
<b>Melbourne (9016)</b>			
		<b>vote</b>	<b>share</b>
<b>Morgan-Owen J.*</b>	Con	2,486	48.4
Freeman B.	Lab	1,897	36.9
Gordon J.	Lib/SDP	755	14.7
<b>Turnout</b>		57.0	11.5
<b>Mickleover (8218)</b>			
		<b>vote</b>	<b>share</b>
<b>Greene R.*</b>	Con	1,985	51.8
Royle M. Ms.	Lab	923	24.1
Wilbraham A.	Lib/SDP	922	24.1
<b>Turnout</b>		46.6	27.7
<b>Moor &amp; St. Helens (8249)</b>			
		<b>vote</b>	<b>share</b>
<b>Jones G. Ms.</b>	Lab	2,307	69.6
Mitchell R.	Con	518	15.6
Brocklebank G.	Lib/SDP	488	14.7
<b>Turnout</b>		40.2	54.0

**New Mills (7153)**

		vote	share
<b>Doughty G.*</b>	Lab	2,018	51.4
Burfoot H.	Lib/SDP	1,227	31.2
Brennan M.	Con	682	17.4
<b>Turnout</b>		54.9	20.1

**Newbold & Brockwell (9589)**

		vote	share
<b>Redman M.*</b>	Lab	2,278	46.7
Eveleigh K.	Lib/SDP	1,346	27.6
Seldon A.	Con	1,257	25.8
<b>Turnout</b>		50.9	19.1

**Newhall (9701)**

		vote	share
<b>Hough A.*</b>	Lab	2,200	61.2
Adams D.	Con	753	20.9
Simpson P.	Lib/SDP	642	17.9
<b>Turnout</b>		37.1	40.3

**Normanton (7539)**

		vote	share
<b>Watkins W. Ms.*</b>	Lab	1,854	66.2
Johnson H.	Con	946	33.8
<b>Turnout</b>		37.1	32.4

**North Wingfield (8592)**

		vote	share
<b>McKay J.*</b>	Lab	2,981	79.4
Kay R. Ms.	Lib/SDP	772	20.6
<b>Turnout</b>		43.7	58.9

**Osmaston (6468)**

		vote	share
<b>Carty J.*</b>	Lab	1,531	81.1
Hateley C.	Con	357	18.9
<b>Turnout</b>		29.2	62.2

**Petersham (9036)**

		vote	share
<b>Decker R.*</b>	Lab	1,694	43.3
Wilkinson A.	Con	1,443	36.9
Brookes M.	Lib/SDP	772	19.7
<b>Turnout</b>		43.3	6.4

**Repton (9691)**

		vote	share
<b>Canner C.*</b>	Lab	2,545	52.7
Jefford J.	Con	2,286	47.3
<b>Turnout</b>		49.9	5.4

**Ripley (9112)**

		vote	share
<b>Carrington T.*</b>	Lab	1,845	48.7
Kerr J. Ms.	Con	1,337	35.3
Woollacot E. Ms.	Lib/SDP	605	16.0
<b>Turnout</b>		41.6	13.4

**Sandiacre (7393)**

		vote	share
<b>Noskwith A. Ms.*</b>	Con	2,010	50.2
Williams I.	Lab	1,430	35.7
Pilgrim R.	Lib/SDP	566	14.1
<b>Turnout</b>		54.2	14.5

**Sawley (9821)**

		vote	share
<b>Camm W.*</b>	Ind Lab	3,457	68.8
Morton S.	Con	769	15.3
Martin J.	Lab	515	10.2
Northover L. Ms.	Lib/SDP	286	5.7
<b>Turnout</b>		51.2	53.5

**Scarcliffe (7792)**

		vote	share
<b>Revell F.*</b>	Lab	2,427	70.8
Falkner D.	Lib/SDP	682	19.9
Freer J. Ms.	Ind	320	9.3
<b>Turnout</b>		44.0	50.9

**Sheepbridge (8586)**

		vote	share
<b>Lennox G.*</b>	Lab	2,418	70.4
Grayson P.	Con	523	15.2
Smith R.	Lib/SDP	496	14.4
<b>Turnout</b>		40.0	55.1

**Shirebrook (7440)**

		vote	share
<b>Barnes A.*</b>	Lab	0	0.0
<b>Turnout</b>		0.0	0.0

**Sinfin (7377)**

		vote	share
<b>Cox H.</b>	Lab	2,075	73.1
Bertalan M.	Con	763	26.9
<b>Turnout</b>		38.5	46.2

**Somercotes (8351)**

		vote	share
<b>Heathcote J.*</b>	Lab	1,688	45.6
Brown J.	Con	1,006	27.2
Griffiths W.	Lib/SDP	931	25.2
Kettlewell E.	Ecol	76	2.1
<b>Turnout</b>		44.3	18.4

**South Normanton (9294)**

		vote	share
<b>Cannon L.*</b>	Lab	2,304	67.6
Millington H.	Con	1,103	32.4
<b>Turnout</b>		36.7	35.3

**Spondon (9841)**

		vote	share
<b>Newton R.*</b>	Lab	2,177	43.4
Oxley B.	Con	2,170	43.3
Guilford R.	Lib/SDP	667	13.3
<b>Turnout</b>		51.0	0.1

**Staveley (7759)**

		vote	share
<b>Platts J. Ms.</b>	Lab	2,452	79.4
Lenton W. Ms.	Lib/SDP	378	12.2
Hoskins R.	Con	258	8.4
<b>Turnout</b>		39.8	67.2

**Sutton (9140)**

		vote	share
<b>Chapman D.</b>	Lab	2,834	77.2
Gent W.	Ind Con	437	11.9
Kay P.	Lib/SDP	402	10.9
<b>Turnout</b>		40.2	65.3

**Swadlincote (8381)**

		vote	share
<b>Moulson J.*</b>	Lab	1,975	54.1
Lacey M.	Lib/SDP	1,111	30.4
Brookes J.	Con	566	15.5
<b>Turnout</b>		43.6	23.7

**Tibshelf (6510)**

		vote	share
<b>Lowe H.*</b>	Lab	1,911	65.0
Mellor P. Ms.	Lib/SDP	1,027	35.0
<b>Turnout</b>		45.1	30.1

**Tideswell (8221)**

		vote	share
<b>Schofield H.*</b>	Con	2,003	56.3
Dobbins B. Ms.	Lab	870	24.5
Diprose M.	Lib/SDP	685	19.3
<b>Turnout</b>		43.3	31.8

**Walton & West (8645)**

		vote	share
<b>Drinkwater M. Ms.*</b>	Con	2,026	44.0
Madin M. Ms.	Lib/SDP	1,592	34.6
Southern J.	Lab	987	21.4
<b>Turnout</b>		53.3	9.4

**West Hallam (7622)**

		vote	share
<b>Fildes J.*</b>	Con	1,892	43.4
Bailey J.	Lab	1,386	31.8
Gay E.	Lib/SDP	1,080	24.8
<b>Turnout</b>		57.2	11.6

**Whaley Bridge (7299)**

		vote	share
<b>Taylor D.</b>	Lib/SDP	1,467	37.8
Meadows J. Ms.	Con	1,354	34.9
Ayres A.	Lab	1,064	27.4
<b>Turnout</b>		53.2	2.9

**Wirksworth (8498)**

		vote	share
<b>Gould J.</b>	Lib/SDP	1,602	37.4
Waterhouse R.*	Con	1,576	36.8
Ratcliffe I. Ms.	Lab	1,103	25.8
<b>Turnout</b>		50.4	0.6

**Derbyshire 1989****Abbey (9101)**

		vote	share
<b>Dorrell D. Ms.*</b>	Lab	2,079	58.2
Bunting R.	Con	1,188	33.3
Brock P.	Green	162	4.5
Kaye J.	LD	142	4.0
<b>Turnout</b>		39.2	25.0

**Alfreton (6513)**

		vote	share
<b>Wiley I.*</b>	Lab	1,943	61.9
Davies M. Ms.	Con	1,194	38.1
<b>Turnout</b>		48.2	23.9

**Allestree (8006)**

		vote	share
<b>Webb R.*</b>	Con	3,214	72.5
Davies S. Ms.	Lab	749	16.9
Jones H.	LD	470	10.6
<b>Turnout</b>		55.4	55.6

**Alport (9460)**

		vote	share
<b>Hale J.</b>	Con	2,675	57.5
Broom V. Ms.	Lab	1,614	34.7
Handscombe P.	LD	362	7.8
<b>Turnout</b>		49.2	22.8

**Alvaston (8014)**

		vote	share
<b>Wawman N. Ms.</b>	Lab	1,654	47.1
Tillett J.	Con	1,493	42.5
Cole N.	LD	248	7.1
Brannan T. Ms.	Green	117	3.3
<b>Turnout</b>		43.8	4.6

**Ashbourne (10202)**

		vote	share
<b>Beswick K. Ms.</b>	Con	3,077	64.1
Taylor E.	LD	998	20.8
Smith V. Ms.	Lab	727	15.1
<b>Turnout</b>		47.1	43.3

**Babington (7361)**

		vote	share
<b>Cox B.</b>	Lab	1,827	59.1
Ali M.	Con	777	25.1
Burgess M.	LD	403	13.0
Wall E.	Green	84	2.7
<b>Turnout</b>		42.0	34.0

<b>Bakewell (8580)</b>			
		<b>vote</b>	<b>share</b>
<b>Wilson G.*</b>	Con	2,837	58.4
Blakeway J.	LD	1,363	28.1
Moore W.	Lab	656	13.5
<b>Turnout</b>		56.6	30.4
<b>Barlborough &amp; Clowne (7015)</b>			
		<b>vote</b>	<b>share</b>
<b>Stafford J.*</b>	Lab	1,828	66.2
Parratt C.	Ind	934	33.8
<b>Turnout</b>		39.4	32.4
<b>Belper (10387)</b>			
		<b>vote</b>	<b>share</b>
<b>Lescure K.</b>	Con	2,597	49.5
Heely M.	Lab	2,177	41.5
Buzzard R.	LD	475	9.0
<b>Turnout</b>		50.5	8.0
<b>Blagreaves (7861)</b>			
		<b>vote</b>	<b>share</b>
<b>Lester K.</b>	Con	2,354	54.7
Emery R.	Lab	1,619	37.6
Evans R.	LD	334	7.8
<b>Turnout</b>		54.8	17.1
<b>Bolsover (8587)</b>			
		<b>vote</b>	<b>share</b>
<b>Bratt G.*</b>	Lab	2,347	65.9
Elay M. Ms.	BIG	860	24.2
Taylor R.	Con	353	9.9
<b>Turnout</b>		41.5	41.8
<b>Boulton (9156)</b>			
		<b>vote</b>	<b>share</b>
<b>Perkins C.*</b>	Lab	2,049	46.9
Gadsby C.	Con	1,890	43.3
Harlow P.	LD	430	9.8
<b>Turnout</b>		47.7	3.6
<b>Brackenfield (7355)</b>			
		<b>vote</b>	<b>share</b>
<b>Treweek M. Ms.</b>	Lab	1,643	50.9
Morton J.	Ind	1,585	49.1
<b>Turnout</b>		43.9	1.8
<b>Breadsall (12392)</b>			
		<b>vote</b>	<b>share</b>
<b>Latham P. Ms.</b>	Con	2,792	49.6
Ward E.	Lab	2,536	45.0
McGann M. Ms.	LD	303	5.4
<b>Turnout</b>		45.4	4.5
<b>Brimington (7709)</b>			
		<b>vote</b>	<b>share</b>
<b>Murphy J.*</b>	Lab	2,400	60.7
Proctor C. Ms.	LD	1,256	31.8
Hadfield M.	Con	296	7.5
<b>Turnout</b>		51.3	28.9
<b>Buxton North (9045)</b>			
		<b>vote</b>	<b>share</b>
<b>Robinson A.*</b>	Lab	2,350	56.0
Corrigan T.	Con	1,335	31.8
Bryant M.	LD	511	12.2
<b>Turnout</b>		46.4	24.2
<b>Buxton South (7550)</b>			
		<b>vote</b>	<b>share</b>
<b>Allman A.*</b>	Con	1,407	41.8
Mone P.	Lab	1,054	31.3
Loader M.	LD	903	26.8
<b>Turnout</b>		44.6	10.5
<b>Chaddesden (8576)</b>			
		<b>vote</b>	<b>share</b>
<b>Young M.*</b>	Lab	2,255	49.2
Smith J.	Con	1,926	42.1
Holbrook H. Ms.	LD	398	8.7
<b>Turnout</b>		53.4	7.2

<b>Chapel (8723)</b>			
		<b>vote</b>	<b>share</b>
<b>Batterbee H. Ms.</b>	Con	2,109	59.2
Davies C. Ms.	Lab	1,039	29.2
Coles M.	LD	413	11.6
<b>Turnout</b>		40.8	30.0
<b>Chellaston (9570)</b>			
		<b>vote</b>	<b>share</b>
<b>Fairweather A.</b>	Con	3,017	61.3
Ratcliffe J.	Lab	1,413	28.7
Essex M.	LD	252	5.1
Cooper C.	Green	238	4.8
<b>Turnout</b>		51.4	32.6
<b>Chesterfield North (9048)</b>			
		<b>vote</b>	<b>share</b>
<b>Dentith N.*</b>	Lab	2,333	70.7
Stone P.	LD	596	18.1
Walls T.	Con	370	11.2
<b>Turnout</b>		36.5	52.7
<b>Clay Cross (6940)</b>			
		<b>vote</b>	<b>share</b>
<b>Riggott P.</b>	Lab	0	0.0
<b>Turnout</b>		0.0	0.0
<b>Cotmanhay (8506)</b>			
		<b>vote</b>	<b>share</b>
<b>Carrington J.*</b>	Lab	1,889	62.3
Johnstone A. Ms.	Con	1,145	37.7
<b>Turnout</b>		35.7	24.5
<b>Darley (9231)</b>			
		<b>vote</b>	<b>share</b>
<b>Beastall M. Ms.*</b>	Con	2,921	62.1
Wynn C.	Lab	1,325	28.1
Webley W.	LD	461	9.8
<b>Turnout</b>		51.0	33.9
<b>Darley Dale (9774)</b>			
		<b>vote</b>	<b>share</b>
<b>Richardson P.*</b>	Con	2,411	47.8
Powell J.	Lab	1,369	27.1
Fearn S. Ms.	LD	1,264	25.1
<b>Turnout</b>		51.6	20.7
<b>Derwent (7135)</b>			
		<b>vote</b>	<b>share</b>
<b>Faulkner M.</b>	Lab	1,860	67.1
Ormond J. Ms.	Con	732	26.4
King S.	LD	179	6.5
<b>Turnout</b>		38.8	40.7
<b>Draycott (11417)</b>			
		<b>vote</b>	<b>share</b>
<b>Parkinson R.*</b>	Con	3,211	57.4
Torr A. Ms.	Lab	1,717	30.7
Johnston T.	LD	370	6.6
Kinsey N.	Green	293	5.2
<b>Turnout</b>		49.0	26.7
<b>Dronfield North (9889)</b>			
		<b>vote</b>	<b>share</b>
<b>Goodhand J.</b>	Lab	2,061	48.7
Macdonald C.	Con	1,721	40.7
Wing M.	LD	447	10.6
<b>Turnout</b>		42.8	8.0
<b>Dronfield South (9992)</b>			
		<b>vote</b>	<b>share</b>
<b>Pryce W.</b>	LD	1,778	40.3
Clark T.*	Con	1,724	39.1
Steele D.	Lab	909	20.6
<b>Turnout</b>		44.1	1.2

<b>Duffield (8905)</b>			
		<b>vote</b>	<b>share</b>
<b>Wildsmith C.*</b>	Con	3,262	69.3
Minion E.	Lab	988	21.0
Buzzard J. Ms.	LD	459	9.7
<b>Turnout</b>		52.9	48.3
<b>Eckington (8553)</b>			
		<b>vote</b>	<b>share</b>
<b>Featherstone D.*</b>	Lab	2,736	78.1
Russell M.	Ind	769	21.9
<b>Turnout</b>		41.0	56.1
<b>Elmton (7753)</b>			
		<b>vote</b>	<b>share</b>
<b>Walker R.*</b>	Lab	2,595	65.6
Webster G.	Res	1,362	34.4
<b>Turnout</b>		51.0	31.2
<b>Etwall (9190)</b>			
		<b>vote</b>	<b>share</b>
<b>Roe M. Ms.</b>	Con	2,953	65.6
Johnson M.	Lab	822	18.3
Smith S. Ms.	SDP	726	16.1
<b>Turnout</b>		49.0	47.3
<b>Glossop East (9312)</b>			
		<b>vote</b>	<b>share</b>
<b>Mann R.*</b>	Lab	2,675	58.4
Siddon G.	Con	1,497	32.7
Thatcher W.	LD	405	8.8
<b>Turnout</b>		49.2	25.7
<b>Glossop South (8216)</b>			
		<b>vote</b>	<b>share</b>
<b>Bull J.</b>	Lab	2,119	51.3
Postlethwaite F.	Con	1,575	38.1
Wood G.	LD	437	10.6
<b>Turnout</b>		50.3	13.2
<b>Glossop West (7243)</b>			
		<b>vote</b>	<b>share</b>
<b>Wilcox D.*</b>	Lab	1,981	53.7
Weston J. Ms.	Con	1,430	38.8
Edwards L. Ms.	LD	278	7.5
<b>Turnout</b>		50.9	14.9
<b>Hasland &amp; St. Leonards (8600)</b>			
		<b>vote</b>	<b>share</b>
<b>Allen D.*</b>	Lab	2,515	73.9
Thacker M.	Con	540	15.9
Collins T.	LD	350	10.3
<b>Turnout</b>		39.6	58.0
<b>Heage (8242)</b>			
		<b>vote</b>	<b>share</b>
<b>Carlile G.*</b>	Lab	2,424	53.3
Wilde A.	Con	2,124	46.7
<b>Turnout</b>		55.2	6.6
<b>Heanor (8765)</b>			
		<b>vote</b>	<b>share</b>
<b>Flude S.*</b>	Ind	2,238	58.0
Large C.	Lab	1,620	42.0
<b>Turnout</b>		44.0	16.0
<b>Holmebrook &amp; Rother (9262)</b>			
		<b>vote</b>	<b>share</b>
<b>Swain E.*</b>	Lab	2,673	75.7
Dunks B. Ms.	LD	457	12.9
Mansell R.	Con	399	11.3
<b>Turnout</b>		38.1	62.8
<b>Holymoore &amp; Wingerworth (9557)</b>			
		<b>vote</b>	<b>share</b>
<b>Marsden J.*</b>	Con	2,310	56.9
Moss T.	Lab	1,235	30.4
Birch M.	LD	515	12.7
<b>Turnout</b>		42.5	26.5

Horsley (9667)			
		vote	share
Jeffery J.	Con	2,548	48.4
Lancashire E.	Lab	1,898	36.1
Woodhouse H.	LD	818	15.5
Turnout		54.5	12.3

Ilkeston (10120)			
		vote	share
Goacher E.*	Ind	2,115	53.3
Evans W.	Con	1,597	40.3
Atterbury L.	Green	255	6.4
Turnout		39.2	13.1

Killamarsh (6122)			
		vote	share
Morris A.*	Lab	1,683	84.8
Tilney C. Ms.	Con	302	15.2
Turnout		32.4	69.6

Kingsway (7489)			
		vote	share
Maw B.*	Con	2,301	63.4
Hepworth K.	Lab	1,017	28.0
Western L.	LD	311	8.6
Turnout		48.5	35.4

Kirk Hallam (8174)			
		vote	share
Cullen C.*	Lab	2,471	66.9
Harrison B.	Con	1,223	33.1
Turnout		45.2	33.8

Linton (7287)			
		vote	share
Lauro M.*	Lab	2,005	60.4
Dent J.	Con	1,085	32.7
Hill J.	LD	228	6.9
Turnout		45.5	27.7

Litchurch (7186)			
		vote	share
Bookbinder D.	Lab	1,639	62.5
Najeeb M.	Con	691	26.4
Khan R.	LD	291	11.1
Turnout		36.5	36.2

Littleover (7080)			
		vote	share
Marshall W.*	Con	2,128	59.8
Evans J. Ms.	Lab	1,034	29.1
Dickenson K.	SDP	396	11.1
Turnout		50.3	30.7

Long Eaton (8310)			
		vote	share
Hosker R.	Lab	2,027	53.4
Brown J.	Con	1,480	39.0
Neill I.	LD	291	7.7
Turnout		45.7	14.4

Loscoe (7826)			
		vote	share
Mellors S.*	Lab	1,901	55.8
Marriott T.	Ind	1,505	44.2
Turnout		43.5	11.6

Mackworth (7002)			
		vote	share
Summers G.*	Lab	2,089	62.5
Daniels C.	Con	1,087	32.5
Western J.	LD	167	5.0
Turnout		47.7	30.0

Matlock (8406)			
		vote	share
Edwards P. Ms.*	LD	2,679	52.4
Gray R.	Con	1,718	33.6
Coates K.	Lab	711	13.9
Turnout		60.8	18.8

Melbourne (9858)			
		vote	share
Morgan-Owen J.*	Con	3,081	55.1
Carroll J. Ms.	Lab	1,964	35.1
Bell G.	LD	549	9.8
Turnout		56.7	20.0

Mickleover (8387)			
		vote	share
Greene R.*	Con	2,822	66.5
Cox-Lindop J. Ms.	Lab	1,006	23.7
Hartropp S.	LD	415	9.8
Turnout		50.6	42.8

Moor & St. Helens (8125)			
		vote	share
Alvey D.	Lab	2,629	76.5
Usher J.	Con	431	12.5
Chadwick G. Ms.	LD	376	10.9
Turnout		42.3	64.0

New Mills (7122)			
		vote	share
Doughty G.*	Lab	2,370	62.8
Ireland M.	Con	977	25.9
Dearden S.	LD	427	11.3
Turnout		53.0	36.9

Newbold & Brockwell (10192)			
		vote	share
Redman M.*	Lab	2,374	45.6
Beckingham R.	LD	2,138	41.1
Jerram I.	Con	695	13.3
Turnout		51.1	4.5

Newhall (10163)			
		vote	share
Hough A.*	Lab	2,517	69.6
Whitebrook T. Ms.	Con	755	20.9
Simpson P.	LD	344	9.5
Turnout		35.6	48.7

Normanton (7513)			
		vote	share
Jones R.	Lab	1,839	58.0
Larimore B. Ms.	Con	1,106	34.9
Blane E.	LD	224	7.1
Turnout		42.2	23.1

North Wingfield (9605)			
		vote	share
McKay J.*	Lab	3,051	76.7
Gent W.	Con	672	16.9
Lacey P.	Ind	255	6.4
Turnout		41.4	59.8

Osmaston (6129)			
		vote	share
Carty J.*	Lab	1,385	72.7
Gray I.	Con	428	22.5
Turner P. Ms.	LD	91	4.8
Turnout		31.1	50.3

Petersham (8802)			
		vote	share
Griffiths H.	Lab	2,198	54.8
Stevens S.	Con	1,466	36.6
Gay E.	LD	345	8.6
Turnout		45.5	18.3

Repton (9703)			
		vote	share
Jones A.	Lab	2,270	44.1
Wayne B.	Con	2,158	42.0
Eyre R.	SDP	716	13.9
Turnout		53.0	2.2

Ripley (9535)			
		vote	share
Cutting C.	Lab	2,257	50.9
Kerr J. Ms.	Con	2,177	49.1
Turnout		46.5	1.8

Sandiacre (7714)			
		vote	share
Noskwith A. Ms.*	Con	2,270	58.1
Woodhead P.	Lab	1,302	33.4
Tilford H. Ms.	LD	332	8.5
Turnout		50.6	24.8

Sawley (9840)			
		vote	share
Camm W.*	Ind Lab	3,587	71.5
Holmes W.	Con	758	15.1
Stevenson G. Ms.	Lab	483	9.6
Campbell J.	LD	190	3.8
Turnout		51.0	56.4

Scarcliffe (7555)			
		vote	share
Wright O.	Lab	3,031	84.0
Foster N.	Con	576	16.0
Turnout		47.7	68.1

Sheepbridge (8412)			
		vote	share
Lismore S.	Lab	2,437	72.3
Howells G.	Con	546	16.2
Stone F. Ms.	LD	390	11.6
Turnout		40.1	56.1

Shirebrook (7214)			
		vote	share
Barnes A.*	Lab	0	0.0
Turnout		0.0	0.0

Sinfyn (7251)			
		vote	share
Turner R.	Lab	1,822	60.0
Brindley S.	Con	945	31.1
Pulham G.	LD	272	9.0
Turnout		41.9	28.9

Somercotes (8642)			
		vote	share
Heathcote J.*	Lab	2,533	56.2
Brown J.	Con	1,974	43.8
Turnout		52.2	12.4

South Normanton (9821)			
		vote	share
Cannon L.	Lab	2,423	61.0
Millington H.	Con	1,547	39.0
Turnout		40.4	22.1

Spondon (10139)			
		vote	share
Jakeman D.	Con	2,849	54.6
Kennedy A.	Lab	1,947	37.3
Holbrook D.	LD	244	4.7
Limb C. Ms.	Green	175	3.4
Turnout		51.4	17.3

Staveley (7449)			
		vote	share
Platts J. Ms.*	Lab	2,393	78.9
Havenhand G. Ms.	Con	375	12.4
Cummins B.	LD	264	8.7
Turnout		40.7	66.6

Sutton (8503)			
		vote	share
Chapman D.	Lab	3,029	80.2
Evans T.	Con	747	19.8
Turnout		44.4	60.4

<b>Swadlincote (8876)</b>			
		<b>vote</b>	<b>share</b>
<b>Moulson J.*</b>	Lab	1,920	58.9
Lacey M.	LD	705	21.6
Douglas I.	Con	633	19.4
		<b>Turnout</b>	36.7 37.3

<b>Tibshelf (6478)</b>			
		<b>vote</b>	<b>share</b>
<b>Lowe H.*</b>	Lab	2,076	66.8
Munks C. Ms.	Con	846	27.2
Matuesewicz V. Ms.	LD	185	6.0
		<b>Turnout</b>	48.0 39.6

<b>Tideswell (8194)</b>			
		<b>vote</b>	<b>share</b>
<b>Williams P. Ms.</b>	Con	1,963	50.6
Slater R.	Lab	1,100	28.4
Barber S. Ms.	LD	816	21.0
		<b>Turnout</b>	47.3 22.2

<b>Walton &amp; West (9907)</b>			
		<b>vote</b>	<b>share</b>
<b>Birkin J. Ms.</b>	Con	2,595	54.7
Barrow P.	Lab	1,156	24.4
Brocklebank G.	LD	995	21.0
		<b>Turnout</b>	47.9 30.3

<b>West Hallam (8274)</b>			
		<b>vote</b>	<b>share</b>
<b>Fildes J.*</b>	Con	2,805	65.3
Bevan E.	Lab	1,492	34.7
		<b>Turnout</b>	51.9 30.6

<b>Whaley Bridge (7683)</b>			
		<b>vote</b>	<b>share</b>
<b>Taylor D.*</b>	LD	1,377	35.8
Fox G.	Con	1,372	35.7
Allen D.	Lab	1,096	28.5
		<b>Turnout</b>	50.0 0.1

<b>Wirksworth (8918)</b>			
		<b>vote</b>	<b>share</b>
<b>Radford J. Ms.</b>	Con	2,293	45.0
Gould J.	LD	1,506	29.5
Ratcliffe I. Ms.	Lab	1,300	25.5
		<b>Turnout</b>	57.2 15.4

## Derbyshire 1993

<b>Abbey (9371)</b>			
		<b>vote</b>	<b>share</b>
<b>Dorrell D. Ms.*</b>	Lab	1,900	64.6
Sice D.	Con	718	24.4
Turner D.	LD	230	7.8
Brock P.	Green	94	3.2
		<b>Turnout</b>	31.4 40.2

<b>Alfreton (6454)</b>			
		<b>vote</b>	<b>share</b>
<b>Buckley P.</b>	Lab	2,081	80.2
Eyre J.	Con	515	19.8
		<b>Turnout</b>	40.2 60.3

<b>Allestree (7775)</b>			
		<b>vote</b>	<b>share</b>
<b>Webb R.*</b>	Con	2,173	63.2
Beardsley G.	Lab	701	20.4
Jones H.	LD	566	16.5
		<b>Turnout</b>	44.2 42.8

<b>Alport (9570)</b>			
		<b>vote</b>	<b>share</b>
<b>Lescure K.*</b>	Con	1,887	47.0
Broom V. Ms.	Lab	1,569	39.1
Handscombe P.	LD	557	13.9
		<b>Turnout</b>	41.9 7.9

<b>Alvaston (7999)</b>			
		<b>vote</b>	<b>share</b>
<b>Wawman N. Ms.*</b>	Lab	1,525	56.0
Gray I.	Con	885	32.5
Wilbraham A.	LD	313	11.5
		<b>Turnout</b>	34.0 23.5

<b>Ashbourne (10541)</b>			
		<b>vote</b>	<b>share</b>
<b>Thorpe J.</b>	Con	2,777	61.4
Hodgkinson A.	Lab	1,074	23.7
Madin M. Ms.	LD	673	14.9
		<b>Turnout</b>	42.9 37.6

<b>Babington (7426)</b>			
		<b>vote</b>	<b>share</b>
<b>Crosdale M.</b>	Lab	1,453	58.4
Javed A.	Con	572	23.0
Burgess M.	LD	376	15.1
Davies M. Ms.	Green	85	3.4
		<b>Turnout</b>	33.5 35.4

<b>Bakewell (8480)</b>			
		<b>vote</b>	<b>share</b>
<b>Wilson G.*</b>	Con	2,295	56.6
Beckett J.	LD	1,171	28.9
Hayman G.	Lab	591	14.6
		<b>Turnout</b>	47.8 27.7

<b>Barlborough &amp; Clowne (7258)</b>			
		<b>vote</b>	<b>share</b>
<b>Stafford J.*</b>	Lab	1,149	54.9
Raison S.	LD	545	26.1
Curry S. Ms.	Con	398	19.0
		<b>Turnout</b>	28.8 28.9

<b>Belper (10786)</b>			
		<b>vote</b>	<b>share</b>
<b>Channell J. Ms.</b>	Lab	2,059	45.1
Nelson J.	Con	2,018	44.2
Deas E. Ms.	LD	485	10.6
		<b>Turnout</b>	42.3 0.9

<b>Blagreaves (7970)</b>			
		<b>vote</b>	<b>share</b>
<b>Lester K.*</b>	Con	1,387	40.5
Woodhead P.	Lab	1,323	38.6
Spendlove A.	LD	717	20.9
		<b>Turnout</b>	43.0 1.9

<b>Bolsover (8805)</b>			
		<b>vote</b>	<b>share</b>
<b>Bratt G.*</b>	Lab	1,876	72.8
Taylor M.	LD	485	18.8
Harwood R.	Con	216	8.4
		<b>Turnout</b>	29.3 54.0

<b>Boulton (8762)</b>			
		<b>vote</b>	<b>share</b>
<b>Dhindsa H.</b>	Lab	1,788	48.3
Thompson K.	Con	1,444	39.0
Turner P. Ms.	LD	468	12.6
		<b>Turnout</b>	42.2 9.3

<b>Brackenfield (7208)</b>			
		<b>vote</b>	<b>share</b>
<b>Treweek M. Ms.*</b>	Lab	1,432	53.8
Holmes M.	Con	960	36.1
Collins T.	LD	270	10.1
		<b>Turnout</b>	36.9 17.7

<b>Breadsall (14721)</b>			
		<b>vote</b>	<b>share</b>
<b>Normington K.</b>	Lab	2,375	46.4
Latham P. Ms.*	Con	2,220	43.4
McCann M.	LD	522	10.2
		<b>Turnout</b>	34.8 3.0

<b>Brimington (8066)</b>			
		<b>vote</b>	<b>share</b>
<b>Murphy J.*</b>	Lab	2,159	61.4
Briggs E. Ms.	LD	1,219	34.7
Sterland N.	Con	137	3.9
		<b>Turnout</b>	43.6 26.7

<b>Buxton North (9130)</b>			
		<b>vote</b>	<b>share</b>
<b>Levitt T.</b>	Lab	2,023	53.6
Beattie C.	Con	1,300	34.4
Loader M.	LD	452	12.0
		<b>Turnout</b>	41.4 19.2

<b>Buxton South (7694)</b>			
		<b>vote</b>	<b>share</b>
<b>Corrigan T.</b>	Con	1,350	41.9
Savage K.	Lab	1,097	34.0
Campbell P.	LD	778	24.1
		<b>Turnout</b>	41.9 7.8

<b>Chaddesden (8365)</b>			
		<b>vote</b>	<b>share</b>
<b>Macdonald A. Ms.</b>	Lab	1,929	55.1
Kellogg D.	Con	1,146	32.7
Alcock L.	LD	426	12.2
		<b>Turnout</b>	41.9 22.4

<b>Chapel (9031)</b>			
		<b>vote</b>	<b>share</b>
<b>Batterbee H. Ms.*</b>	Con	1,813	42.9
Western A. Ms.	Lab	1,724	40.8
Ashenden P.	LD	686	16.2
		<b>Turnout</b>	46.8 2.1

<b>Chellaston (9380)</b>			
		<b>vote</b>	<b>share</b>
<b>Carran G.</b>	Con	1,935	52.7
Conway S.	Lab	1,369	37.3
Winson A.	LD	371	10.1
		<b>Turnout</b>	39.2 15.4

<b>Chesterfield North (8919)</b>			
		<b>vote</b>	<b>share</b>
<b>Burrows W.</b>	Lab	1,989	58.9
Herbert A.	LD	1,230	36.4
Jervis P. Ms.	Con	159	4.7
		<b>Turnout</b>	37.9 22.5

<b>Clay Cross (6989)</b>			
		<b>vote</b>	<b>share</b>
<b>Dunn J.</b>	Lab	1,939	75.0
Bescoby-Chambers M. Ms.	Con	360	13.9
Falconer D.	LD	288	11.1
		<b>Turnout</b>	37.0 61.0

<b>Cotmanhay (8560)</b>			
		<b>vote</b>	<b>share</b>
<b>Kendrick D.</b>	Lab	1,548	51.1
Harrison B. Ms.	Con	925	30.6
Hodgins J.	LD	450	14.9
Leather J.	BNP	104	3.4
		<b>Turnout</b>	35.4 20.6

<b>Darley (9276)</b>			
		<b>vote</b>	<b>share</b>
<b>Beastall M. Ms.*</b>	Con	2,028	51.6
Wynn C.	Lab	1,180	30.0
Webley W.	LD	719	18.3
		<b>Turnout</b>	42.3 21.6

<b>Darley Dale (9525)</b>			
		<b>vote</b>	<b>share</b>
<b>Goodall W.</b>	LD	2,587	55.8
Roberts J. Ms.	Con	1,257	27.1
Powell J.	Lab	794	17.1
		<b>Turnout</b>	48.7 28.7

Derwent (7435)			
		vote	share
<b>Young M.</b>	Lab	1,535	63.8
Du Sautoy G.	Con	560	23.3
Holyoake T.	LD	240	10.0
Sandars I.	Green	70	2.9
<b>Turnout</b>		32.4	40.5
Draycott (11119)			
		vote	share
<b>Parkinson R.*</b>	Con	2,549	54.2
Edwards P.	Lab	1,511	32.1
Cockayne E.	LD	644	13.7
<b>Turnout</b>		42.3	22.1
Dronfield North (9620)			
		vote	share
<b>Goodhand J.*</b>	Lab	1,651	47.9
Thorpe J.	Con	1,134	32.9
Kay P.	LD	661	19.2
<b>Turnout</b>		35.8	15.0
Dronfield South (9902)			
		vote	share
<b>Pryce W.*</b>	LD	1,834	50.4
Clark T.	Con	1,011	27.8
Steele D.	Lab	792	21.8
<b>Turnout</b>		36.7	22.6
Duffield (8739)			
		vote	share
<b>Wildsmith C.*</b>	Con	2,186	58.2
Rosindell B. Ms.	Lab	901	24.0
Thompson C.	LD	671	17.9
<b>Turnout</b>		43.0	34.2
Eckington (8440)			
		vote	share
<b>Featherstone D.*</b>	Lab	1,956	73.3
Gill P.	LD	356	13.3
Tilney C. Ms.	Con	355	13.3
<b>Turnout</b>		31.6	60.0
Elmton (7714)			
		vote	share
<b>Walker R.*</b>	Lab	2,047	78.7
Nickson D. Ms.	LD	555	21.3
<b>Turnout</b>		33.7	57.3
Etwall (9141)			
		vote	share
<b>Roe M. Ms.*</b>	Con	2,300	68.1
Johnson M.	Lab	1,078	31.9
<b>Turnout</b>		37.0	36.2
Glossop East (9199)			
		vote	share
<b>Mann R.*</b>	Lab	2,365	60.4
Postlethwaite M. Ms.	Con	1,181	30.2
Kuppan G.	LD	257	6.6
Oliver G.	Green	112	2.9
<b>Turnout</b>		42.6	30.2
Glossop South (8457)			
		vote	share
<b>Bull J.*</b>	Lab	1,826	50.2
Sidebottom P.	Con	1,120	30.8
Harbut C.	LD	559	15.4
Webb I.	Green	135	3.7
<b>Turnout</b>		43.0	19.4
Glossop West (7361)			
		vote	share
<b>Wilcox D.*</b>	Lab	1,711	60.4
Mackay O. Ms.	Con	740	26.1
Cotter N.	LD	281	9.9
Winterbottom R.	Green	100	3.5
<b>Turnout</b>		38.5	34.3

Hasland & St. Leonards (8912)			
		vote	share
<b>Allen D.*</b>	Lab	2,108	73.8
Dunks B. Ms.	LD	450	15.7
Jervis H.	Con	300	10.5
<b>Turnout</b>		32.1	58.0
Heage (8207)			
		vote	share
<b>Carlile G.*</b>	Lab	2,046	55.7
Wilde A.	Con	1,625	44.3
<b>Turnout</b>		44.7	11.5
Heanor (9037)			
		vote	share
<b>Hook P.</b>	Lab	2,125	65.2
Thornley J. Ms.	Con	1,132	34.8
<b>Turnout</b>		36.0	30.5
Holmebrook & Rother (9056)			
		vote	share
<b>Swain E.*</b>	Lab	2,069	66.2
Clark P.	LD	860	27.5
Jervis A.	Con	196	6.3
<b>Turnout</b>		34.5	38.7
Holymoore & Wingerworth (9596)			
		vote	share
<b>Marsden J.*</b>	Con	1,777	50.9
Mason P.	Lab	1,060	30.4
Brocklebank G.	LD	655	18.8
<b>Turnout</b>		36.4	20.5
Horsley (9923)			
		vote	share
<b>Lancashire E.</b>	Lab	2,132	51.4
Jeffrey J.*	Con	1,707	41.1
Wells D.	Green	310	7.5
<b>Turnout</b>		41.8	10.2
Ilkeston (9679)			
		vote	share
<b>Goacher E.*</b>	Lab	2,046	53.3
Smith J.	Con	1,064	27.7
Fletcher L.	LD	731	19.0
<b>Turnout</b>		39.7	25.6
Killamarsh (6606)			
		vote	share
<b>Charles A.</b>	Lab	1,346	72.8
Leigh A.	LD	391	21.2
Dinham H.	Con	111	6.0
<b>Turnout</b>		28.0	51.7
Kingsway (7469)			
		vote	share
<b>Maw B.*</b>	Con	1,401	50.9
Hepworth K.	Lab	857	31.2
Care I.	LD	412	15.0
Jones C. Ms.	Green	80	2.9
<b>Turnout</b>		36.8	19.8
Kirk Hallam (7806)			
		vote	share
<b>Trueman K. Ms.</b>	Lab	2,257	73.2
Johnson W.	Con	566	18.4
Allen R.	LD	259	8.4
<b>Turnout</b>		39.5	54.9
Linton (7448)			
		vote	share
<b>Lauro K. Ms.*</b>	Lab	1,870	68.1
Everington M.	Con	877	31.9
<b>Turnout</b>		36.9	36.1

Litchurch (7536)			
		vote	share
<b>Akhtar M.</b>	Lab	1,342	59.9
Yaquib M.	Con	527	23.5
Harris C.	LD	229	10.2
Macdonald J. Ms.	Green	143	6.4
<b>Turnout</b>		29.7	36.4
Littleover (7010)			
		vote	share
<b>Care L. Ms.</b>	LD	2,049	55.1
Marshall W.*	Con	935	25.1
Cotton A.	Lab	705	18.9
Dickenson K.	SDP	33	0.9
<b>Turnout</b>		53.1	29.9
Long Eaton (8643)			
		vote	share
<b>Hosker R.*</b>	Lab	2,054	55.3
Hickton F. Ms.	Con	1,130	30.4
Allen R. Ms.	LD	530	14.3
<b>Turnout</b>		43.0	24.9
Loscoe (7780)			
		vote	share
<b>Mellors S.*</b>	Lab	1,667	59.9
Pells J. Ms.	Ind	1,114	40.1
<b>Turnout</b>		35.8	19.9
Mackworth (6575)			
		vote	share
<b>Summers G.*</b>	Lab	1,664	65.1
Clemson A.	Con	578	22.6
Benson B. Ms.	LD	313	12.3
<b>Turnout</b>		38.9	42.5
Matlock (8402)			
		vote	share
<b>Edwards P. Ms.*</b>	LD	2,396	57.7
Higham J.	Con	1,061	25.6
Wibberley M. Ms.	Lab	692	16.7
<b>Turnout</b>		49.4	32.2
Melbourne (9525)			
		vote	share
<b>Morgan-Owen J.*</b>	Con	2,774	50.3
Carroll J. Ms.	Lab	2,736	49.7
<b>Turnout</b>		57.9	0.7
Mickleover (8302)			
		vote	share
<b>Greene R.*</b>	Con	1,655	50.6
Taylor P.	Lab	1,012	31.0
Cooper A.	LD	602	18.4
<b>Turnout</b>		39.4	19.7
Moor & St. Helens (7832)			
		vote	share
<b>Alvey D.*</b>	Lab	2,059	74.9
Kitch A.	LD	447	16.3
Bilton D.	Con	242	8.8
<b>Turnout</b>		35.1	58.7
New Mills (7234)			
		vote	share
<b>Doughty G.*</b>	Lab	2,156	65.3
Dearden S.	LD	600	18.2
Barnes C.	Con	545	16.5
<b>Turnout</b>		45.6	47.1
Newbold & Brockwell (10598)			
		vote	share
<b>Beckingham J. Ms.</b>	LD	2,797	55.2
Waddoups G.	Lab	1,806	35.7
Breedon D.	Con	460	9.1
<b>Turnout</b>		47.8	19.6



<b>Newhall (10289)</b>			
		<b>vote</b>	<b>share</b>
<b>Lewis A.</b>	Lab	2,323	73.7
Corten J.	Con	831	26.3
<b>Turnout</b>		30.7	47.3
<b>Normanton (7379)</b>			
		<b>vote</b>	<b>share</b>
<b>Jones R.*</b>	Lab	1,641	65.2
Brittain J.	Con	568	22.6
Hartropp A.	LD	307	12.2
<b>Turnout</b>		34.1	42.6
<b>North Wingfield (9714)</b>			
		<b>vote</b>	<b>share</b>
<b>McKay J.*</b>	Lab	2,492	74.0
Holmes R.	Con	473	14.0
Naylor S. Ms.	LD	402	11.9
<b>Turnout</b>		34.7	60.0
<b>Osmaston (5913)</b>			
		<b>vote</b>	<b>share</b>
<b>Carty J.*</b>	Lab	1,091	72.7
Magee J. Ms.	Con	235	15.7
King S.	LD	142	9.5
Milner D.	SDP	33	2.2
<b>Turnout</b>		25.4	57.0
<b>Petersham (8836)</b>			
		<b>vote</b>	<b>share</b>
<b>Griffiths H.*</b>	Lab	1,940	51.9
Stevens S.	Con	1,417	37.9
Neill I.	LIB	381	10.2
<b>Turnout</b>		42.3	14.0
<b>Repton (9631)</b>			
		<b>vote</b>	<b>share</b>
<b>Jones A.*</b>	Lab	2,623	58.4
Bond R.	Con	1,870	41.6
<b>Turnout</b>		46.7	16.8
<b>Ripley (9647)</b>			
		<b>vote</b>	<b>share</b>
<b>Cutting C.*</b>	Lab	2,039	56.8
Humphrey R.	Con	1,551	43.2
<b>Turnout</b>		37.2	13.6
<b>Sandiacre (7696)</b>			
		<b>vote</b>	<b>share</b>
<b>Noskwith A. Ms.*</b>	Con	1,804	52.9
Dickman F.	Lab	1,282	37.6
Tuck J. Ms.	LD	324	9.5
<b>Turnout</b>		44.3	15.3
<b>Sawley (9787)</b>			
		<b>vote</b>	<b>share</b>
<b>Camm W.*</b>	Ind	3,370	72.9
Aindow M.	Con	526	11.4
Stevenson C.	Lab	457	9.9
Rabjohns J. Ms.	LD	267	5.8
<b>Turnout</b>		47.2	61.6
<b>Scarcliffe (7469)</b>			
		<b>vote</b>	<b>share</b>
<b>Wright O.*</b>	Lab	2,666	84.8
Cherry A.	Con	479	15.2
<b>Turnout</b>		42.1	69.5
<b>Sheepbridge (8330)</b>			
		<b>vote</b>	<b>share</b>
<b>Lismore S.*</b>	Lab	2,094	73.2
Rossiter F.	LD	513	17.9
Harrison R.	Con	255	8.9
<b>Turnout</b>		34.4	55.2
<b>Shirebrook (7186)</b>			
		<b>vote</b>	<b>share</b>
<b>Barnes A.*</b>	Lab	2,515	91.7
Blythe T. Ms.	Con	227	8.3
<b>Turnout</b>		38.2	83.4

<b>Sinfin (7543)</b>			
		<b>vote</b>	<b>share</b>
<b>Turner R.*</b>	Lab	1,798	69.5
Bertalan M.	Con	501	19.4
Phelan B.	LD	209	8.1
Wall E.	Green	78	3.0
<b>Turnout</b>		34.3	50.2
<b>Somercotes (8756)</b>			
		<b>vote</b>	<b>share</b>
<b>Hartley D.</b>	Lab	2,007	60.5
Brailsford G.	Con	1,310	39.5
<b>Turnout</b>		37.9	21.0
<b>South Normanton (10420)</b>			
		<b>vote</b>	<b>share</b>
<b>Cannon L.*</b>	Lab	2,113	70.2
Todkill D. Ms.	Con	898	29.8
<b>Turnout</b>		28.9	40.4
<b>Spondon (9888)</b>			
		<b>vote</b>	<b>share</b>
<b>Brown C.</b>	Con	2,046	51.8
Byrne M.	Lab	1,527	38.6
Holbrook D.	LD	380	9.6
<b>Turnout</b>		40.0	13.1
<b>Staveley (7507)</b>			
		<b>vote</b>	<b>share</b>
<b>Williams J.</b>	Lab	2,001	61.4
Boardman R.	LD	1,152	35.4
Sterland W. Ms.	Con	105	3.2
<b>Turnout</b>		43.4	26.1
<b>Sutton (8598)</b>			
		<b>vote</b>	<b>share</b>
<b>Watkinson R.</b>	Lab	1,944	74.1
May E.	LD	416	15.9
Norbron R.	Con	263	10.0
<b>Turnout</b>		30.5	58.3
<b>Swadlincote (9276)</b>			
		<b>vote</b>	<b>share</b>
<b>Moulson J.*</b>	Lab	2,167	76.5
Cokayne K.	Con	666	23.5
<b>Turnout</b>		30.5	53.0
<b>Tibshelf (6734)</b>			
		<b>vote</b>	<b>share</b>
<b>Lowe H.*</b>	Lab	1,764	71.3
Blythe D.	Con	382	15.4
Cox I.	LD	329	13.3
<b>Turnout</b>		36.8	55.8
<b>Tideswell (8133)</b>			
		<b>vote</b>	<b>share</b>
<b>Williams P. Ms.*</b>	Con	1,582	42.9
Kenworthy A. Ms.	Lab	1,171	31.8
Barber S. Ms.	LD	931	25.3
<b>Turnout</b>		45.3	11.2
<b>Walton &amp; West (10256)</b>			
		<b>vote</b>	<b>share</b>
<b>Rendle A. Ms.</b>	LD	2,423	48.3
Birkin J. Ms.*	Con	1,760	35.1
Husband H.	Lab	836	16.7
<b>Turnout</b>		48.9	13.2
<b>West Hallam (8306)</b>			
		<b>vote</b>	<b>share</b>
<b>Fildes J.*</b>	Con	1,732	48.8
Highton E.	Lab	941	26.5
Hartley D.	LD	873	24.6
<b>Turnout</b>		42.7	22.3
<b>Whaley Bridge (7915)</b>			
		<b>vote</b>	<b>share</b>
<b>Taylor D.*</b>	LD	2,354	58.2
Wallwork J. Ms.	Con	965	23.9
Cobb C. Ms.	Lab	726	17.9
<b>Turnout</b>		51.1	34.3

<b>Wirksworth (8885)</b>			
		<b>vote</b>	<b>share</b>
<b>Radford J. Ms.*</b>	Con	1,657	44.8
Bark F.	Lab	1,374	37.1
Bell J.	LD	670	18.1
<b>Turnout</b>		41.7	7.6

## Derbyshire 1997

<b>Alfreton (6281)</b>			
		<b>vote</b>	<b>share</b>
<b>Buckley P.*</b>	Lab	3,006	66.3
Hall A.	Con	905	20.0
Gibbons P.	LD	622	13.7
<b>Turnout</b>		72.6	46.3
<b>Alport (9781)</b>			
		<b>vote</b>	<b>share</b>
<b>Bulkeley-Kirkham F.</b>	Con	3,568	45.7
Hare P.	Lab	2,875	36.8
Shelley R.	LD	1,368	17.5
<b>Turnout</b>		80.4	8.9
<b>Ashbourne (11243)</b>			
		<b>vote</b>	<b>share</b>
<b>Caswell R.</b>	Con	4,075	47.6
Ferry V.	LD	2,385	27.9
Hodkinson A.	Lab	2,096	24.5
<b>Turnout</b>		76.1	19.8
<b>Bakewell (8742)</b>			
		<b>vote</b>	<b>share</b>
<b>Twigg J. Ms.</b>	Con	3,551	52.2
Williams M.	LD	2,159	31.8
Ellis H.	Lab	1,087	16.0
<b>Turnout</b>		77.8	20.5
<b>Barlborough &amp; Clowne (7508)</b>			
		<b>vote</b>	<b>share</b>
<b>Smith J.</b>	Lab	2,785	54.4
Hendry P.	Ind	919	18.0
Copley E.	Con	848	16.6
Rimmington J.	LD	564	11.0
<b>Turnout</b>		69.6	36.5
<b>Belper (12110)</b>			
		<b>vote</b>	<b>share</b>
<b>Sanders J. Ms.</b>	Lab	3,952	42.2
Nelson J.	Con	3,923	41.9
Pocklington A. Ms.	LD	1,492	15.9
<b>Turnout</b>		77.6	0.3
<b>Bolsover (8847)</b>			
		<b>vote</b>	<b>share</b>
<b>Bratt G.*</b>	Lab	3,992	67.3
Evans I. Ms.	Con	992	16.7
Dale J.	Soc	946	16.0
<b>Turnout</b>		68.2	50.6
<b>Brackenfield (7158)</b>			
		<b>vote</b>	<b>share</b>
<b>Treweek M. Ms.*</b>	Lab	2,679	52.8
Holmes M.	Con	1,706	33.6
Higginbottom M.	LD	690	13.6
<b>Turnout</b>		71.6	19.2
<b>Brimington (8258)</b>			
		<b>vote</b>	<b>share</b>
<b>Sumner N.</b>	Lab	3,096	53.6
Taylor M.	LD	2,130	36.9
Jervis W. Ms.	Con	549	9.5
<b>Turnout</b>		70.7	16.7

<b>Buxton North (9183)</b>			
		<b>vote</b>	<b>share</b>
<b>McGrother J. Ms.</b>	Lab	3,555	52.2
Beattie C.	Con	2,201	32.3
Bryant M.	LD	1,050	15.4
<b>Turnout</b>		74.5	19.9

<b>Buxton South (7920)</b>			
		<b>vote</b>	<b>share</b>
<b>Stott M.</b>	Lab	2,673	43.4
Corrigan T.*	Con	2,351	38.1
Newsan P.	LD	1,141	18.5
<b>Turnout</b>		78.3	5.2

<b>Chapel (9009)</b>			
		<b>vote</b>	<b>share</b>
<b>Western A. Ms.</b>	Lab	2,757	38.9
Wells W.	Con	2,524	35.6
Galloway I.	LD	1,803	25.5
<b>Turnout</b>		79.3	3.3

<b>Chesterfield North (8783)</b>			
		<b>vote</b>	<b>share</b>
<b>Burrows W.*</b>	Lab	3,295	53.5
Bagshaw M.	LD	2,371	38.5
Sylvester W.	Con	497	8.1
<b>Turnout</b>		70.7	15.0

<b>Clay Cross (7015)</b>			
		<b>vote</b>	<b>share</b>
<b>Dunn J.*</b>	Lab	0	0.0
<b>Turnout</b>		0.0	0.0

<b>Cotmanhay (9531)</b>			
		<b>vote</b>	<b>share</b>
<b>Lucas B.</b>	Lab	4,196	60.1
Sherwood M.	Con	2,017	28.9
Hodgins J.	LD	766	11.0
<b>Turnout</b>		73.9	31.2

<b>Darley Dale (9962)</b>			
		<b>vote</b>	<b>share</b>
<b>Goodall W.*</b>	LD	3,162	41.3
Lescure K.	Con	2,458	32.1
March J.	Lab	2,043	26.7
<b>Turnout</b>		76.9	9.2

<b>Draycott (11387)</b>			
		<b>vote</b>	<b>share</b>
<b>Parkinson R.*</b>	Con	4,147	45.1
Briggs M.	Lab	3,661	39.9
Garnett M.	LD	1,377	15.0
<b>Turnout</b>		81.2	5.3

<b>Dronfield North (9472)</b>			
		<b>vote</b>	<b>share</b>
<b>Goodhand J.*</b>	Lab	3,339	47.6
Leake K.	Con	2,109	30.1
England P. Ms.	LD	1,570	22.4
<b>Turnout</b>		74.5	17.5

<b>Dronfield South (9958)</b>			
		<b>vote</b>	<b>share</b>
<b>Pryce W.*</b>	LD	2,927	38.6
Liles M.	Lab	2,483	32.8
Clark T.	Con	2,166	28.6
<b>Turnout</b>		76.4	5.9

<b>Duffield (8850)</b>			
		<b>vote</b>	<b>share</b>
<b>Wildsmith C.*</b>	Con	3,426	49.2
Mountain P.	Lab	2,135	30.6
Thompson C.	LD	1,409	20.2
<b>Turnout</b>		79.3	18.5

<b>Eckington (8542)</b>			
		<b>vote</b>	<b>share</b>
<b>Featherstone D.*</b>	Lab	4,321	71.1
Robinson P.	Con	1,757	28.9
<b>Turnout</b>		71.2	42.2

<b>Elmton (7469)</b>			
		<b>vote</b>	<b>share</b>
<b>Walker R.*</b>	Lab	2,691	49.8
Clifton J.	Ind	1,163	21.5
Webster G.	ND	1,116	20.6
Harwood P.	Con	435	8.0
<b>Turnout</b>		73.6	28.3

<b>Etwell (9522)</b>			
		<b>vote</b>	<b>share</b>
<b>Roe M. Ms.*</b>	Con	4,141	54.5
Sherlock J.	Lab	2,147	28.3
Foxon J.	LD	1,312	17.3
<b>Turnout</b>		80.7	26.2

<b>Glossop East (9407)</b>			
		<b>vote</b>	<b>share</b>
<b>Neale T. Ms.</b>	Lab	3,522	48.4
Foote S.	Con	2,040	28.0
Shaw A. Ms.	LD	1,722	23.6
<b>Turnout</b>		77.9	20.3

<b>Glossop South (8538)</b>			
		<b>vote</b>	<b>share</b>
<b>Bull J.*</b>	Lab	3,280	49.2
Mitchell C. Ms.	Con	2,043	30.7
Harbut C.	LD	1,337	20.1
<b>Turnout</b>		78.6	18.6

<b>Glossop West (7762)</b>			
		<b>vote</b>	<b>share</b>
<b>Wilcox D.*</b>	Lab	3,411	58.3
Foote M. Ms.	Con	1,559	26.6
Curzon D.	LD	883	15.1
<b>Turnout</b>		76.2	31.6

<b>Hasland &amp; St. Leonards (9224)</b>			
		<b>vote</b>	<b>share</b>
<b>Allen D.*</b>	Lab	3,708	59.3
Rossiter F.	LD	1,823	29.2
Harris R.	Con	722	11.5
<b>Turnout</b>		68.8	30.1

<b>Heage (8279)</b>			
		<b>vote</b>	<b>share</b>
<b>Carlie G.*</b>	Lab	3,632	56.9
Wilde A.	Con	2,093	32.8
Handscombe P.	LD	653	10.2
<b>Turnout</b>		77.5	24.1

<b>Heanor (9412)</b>			
		<b>vote</b>	<b>share</b>
<b>Armstrong K.</b>	Lab	4,379	63.4
Miller K.	Con	1,636	23.7
Carter V. Ms.	LD	895	13.0
<b>Turnout</b>		73.8	39.7

<b>Holmebrook &amp; Rother (8895)</b>			
		<b>vote</b>	<b>share</b>
<b>Swain E.*</b>	Lab	3,300	55.8
Falconer G. Ms.	LD	2,166	36.6
Burkinshaw E.	Con	447	7.6
<b>Turnout</b>		67.3	19.2

<b>Holymoore &amp; Wingerworth (9879)</b>			
		<b>vote</b>	<b>share</b>
<b>Pickford W.</b>	Con	2,993	40.8
Winnard S. Ms.	Lab	2,509	34.2
Higgins F.	LD	1,830	25.0
<b>Turnout</b>		74.7	6.6

<b>Horsley (9875)</b>			
		<b>vote</b>	<b>share</b>
<b>Lancashire E.*</b>	Lab	3,652	48.0
Jeffrey J.	Con	2,876	37.8
Benson J.	LD	1,081	14.2
<b>Turnout</b>		77.5	10.2

<b>Ilkeston (9751)</b>			
		<b>vote</b>	<b>share</b>
<b>Trueman K. Ms.</b>	Lab	4,422	60.9
Harrison D.	Con	2,148	29.6
France Z. Ms.	LD	688	9.5
<b>Turnout</b>		74.9	31.3

<b>Killamarsh (6802)</b>			
		<b>vote</b>	<b>share</b>
<b>Charles A.*</b>	Lab	3,404	72.1
Walker S. Ms.	LD	1,318	27.9
<b>Turnout</b>		70.6	44.2

<b>Kirk Hallam (7652)</b>			
		<b>vote</b>	<b>share</b>
<b>Richmond B. Ms.</b>	Lab	3,783	64.0
Johnson W.	Con	1,412	23.9
Coombes L.	LD	712	12.1
<b>Turnout</b>		77.8	40.1

<b>Linton (7355)</b>			
		<b>vote</b>	<b>share</b>
<b>Lauro K. Ms.*</b>	Lab	3,188	54.6
Hillyar-Russ P.	Con	1,663	28.5
Hill J.	LD	989	16.9
<b>Turnout</b>		81.3	26.1

<b>Long Eaton (8872)</b>			
		<b>vote</b>	<b>share</b>
<b>Hosker R.*</b>	Lab	3,536	51.9
Hickton G.	Con	2,427	35.6
Miles D.	LD	845	12.4
<b>Turnout</b>		77.2	16.3

<b>Loscoe (7567)</b>			
		<b>vote</b>	<b>share</b>
<b>Janes R.</b>	Lab	3,650	66.3
Thornley J. Ms.	Con	1,853	33.7
<b>Turnout</b>		73.5	32.7

<b>Matlock (8732)</b>			
		<b>vote</b>	<b>share</b>
<b>Flitter S.</b>	LD	2,495	38.0
Stevens G.	Con	2,386	36.3
Wibberley M. Ms.	Lab	1,692	25.7
<b>Turnout</b>		75.3	1.7

<b>Melbourne (11664)</b>			
		<b>vote</b>	<b>share</b>
<b>Morgan-Owen J.*</b>	Con	4,328	46.3
Lythgoe W.	Lab	3,834	41.0
Winter D.	LD	1,194	12.8
<b>Turnout</b>		81.1	5.3

<b>Moor &amp; St. Helens (7559)</b>			
		<b>vote</b>	<b>share</b>
<b>Vallins T.</b>	Lab	2,938	58.6
Whibberley S.	LD	1,705	34.0
Nolan M.	Con	367	7.3
<b>Turnout</b>		67.7	24.6

<b>New Mills (7328)</b>			
		<b>vote</b>	<b>share</b>
<b>Doughty G.*</b>	Lab	2,764	48.7
Bickerton R.	LD	1,606	28.3
Hampton A. Ms.	Con	1,303	23.0
<b>Turnout</b>		77.8	20.4

<b>Newbold &amp; Brockwell (10761)</b>			
		<b>vote</b>	<b>share</b>
<b>Beckingham J. Ms.*</b>	LD	4,350	57.4
Hikin A.	Lab	2,539	33.5
Howells G.	Con	689	9.1
<b>Turnout</b>		71.0	23.9

<b>Newhall (10258)</b>			
		<b>vote</b>	<b>share</b>
<b>Lewis A.*</b>	Lab	5,157	65.2
Salt R.	Con	1,669	21.1
Baker D.	LD	1,088	13.7
<b>Turnout</b>		78.7	44.1

North Wingfield (9856)			
		vote	share
Gillot K.	Lab	4,746	70.3
Naylor S. Ms.	LD	2,006	29.7
Turnout		69.7	40.6
Petersham (8793)			
		vote	share
Griffiths H.*	Lab	3,293	49.2
Marshall J.	Con	2,395	35.8
Dale K. Ms.	LD	1,007	15.0
Turnout		76.8	13.4
Repton (9893)			
		vote	share
Jones A.*	Lab	3,860	48.9
Bale M.	Con	2,717	34.4
Outhwaite J. Ms.	LD	1,324	16.8
Turnout		81.4	14.5
Ripley (9553)			
		vote	share
Cutting C.*	Lab	3,850	53.4
Kerr J. Ms.	Con	2,475	34.3
Thompson J. Ms.	LD	890	12.3
Turnout		75.8	19.1
Sandiacre (7730)			
		vote	share
Noskwith A. Ms.*	Con	2,730	44.5
Corner G. Ms.	Lab	2,351	38.3
Content S. Ms.	LD	1,060	17.3
Turnout		79.9	6.2
Sawley (10115)			
		vote	share
Camm W.*	Ind	4,884	61.3
Corbett C.	Con	1,318	16.5
Hollas I.	Lab	1,277	16.0
France C.	LD	489	6.1
Turnout		79.4	44.8
Scarcliffe (7267)			
		vote	share
Wright S.*	Lab	3,968	72.9
Harwood F. Ms.	Con	784	14.4
Palmer J.	LD	688	12.6
Turnout		75.6	58.5
Sheepbridge (8059)			
		vote	share
Lismore S.*	Lab	3,249	59.6
Proctor P.	LD	1,698	31.2
Sterland N.	Con	500	9.2
Turnout		68.1	28.5
Shirebrook (6985)			
		vote	share
Barnes A.*	Lab	4,599	89.2
Smith A. Ms.	Con	556	10.8
Turnout		74.8	78.4
Somercotes (8621)			
		vote	share
Smith P.	Lab	3,886	61.4
Pinnick J.	Con	1,522	24.0
Radford S. Ms.	LD	924	14.6
Turnout		73.9	37.3
South Normanton (10558)			
		vote	share
Cannon L.*	Lab	5,084	72.2
Blythe D.	Con	1,957	27.8
Turnout		68.2	44.4

Staveley (7503)			
		vote	share
Williams J.*	Lab	3,434	68.2
Gallagher A. Ms.	LD	1,117	22.2
Cherry A.	Con	485	9.6
Turnout		67.7	46.0
Sutton (8363)			
		vote	share
Powell J.	Lab	4,359	74.8
Holmes R.	Con	1,465	25.2
Turnout		70.6	49.7
Swadlincote (9562)			
		vote	share
Coxon P.	Lab	4,560	62.3
Lemmon J.	Con	1,411	19.3
Martin B.	LD	1,353	18.5
Turnout		78.4	43.0
Tibshelf (6594)			
		vote	share
Lowe H.*	Lab	3,553	75.2
Smith K.	Con	1,172	24.8
Turnout		72.8	50.4
Tideswell (8295)			
		vote	share
Bevan J. Ms.	Con	2,987	46.1
Gait R. Ms.	Lab	2,040	31.5
Noble S. Ms.	LD	1,449	22.4
Turnout		78.1	14.6
Walton & West (10135)			
		vote	share
Russell R.	LD	4,028	52.4
Barlow T.	Con	1,940	25.2
Galloway J.	Lab	1,725	22.4
Turnout		76.4	27.1
West Hallam (8337)			
		vote	share
Smith J.	Con	2,342	34.8
Bevan E.	Lab	2,141	31.8
Fildes J.*	Ind	1,362	20.2
Beardmore J.	LD	882	13.1
Turnout		81.3	3.0
Whaley Bridge (8198)			
		vote	share
Taylor D.*	LD	2,719	42.3
Prime N.	Lab	1,853	28.9
Faulkner J.	Con	1,850	28.8
Turnout		78.9	13.5
Wirksworth (9090)			
		vote	share
Ratcliffe J. Ms.*	Con	2,844	41.4
Ratcliffe I. Ms.	Lab	2,832	41.2
Bell J.	LD	1,195	17.4
Turnout		75.6	0.2

## Derbyshire 2001

Alfreton (6266)			
		vote	share
Buckley P.*	Lab	2,131	61.2
Thorpe V. Ms.	Con	856	24.6
Gibbons P.	LD	495	14.2
Turnout		56.0	36.6
Alport (10158)			
		vote	share
Bulkeley-Kirkham F.*	Con	3,262	47.3
Boyes-Jackson N. Ms.	Lab	2,385	34.6
Handscombe P.	LD	1,246	18.1
Turnout		68.1	12.7

Ashbourne (11600)			
		vote	share
Caswell R.*	Con	4,586	59.1
Mountain P.	Lab	1,837	23.7
Thompson C.	LD	1,341	17.3
Turnout		67.4	35.4
Bakewell (8667)			
		vote	share
Twigg J. Ms.*	Con	3,181	51.0
Brighton J.	Ind	1,043	16.7
Geraghty M. Ms.	LD	1,043	16.7
Shepherd P.	Lab	970	15.6
Turnout		72.2	34.3
Barlborough & Clowne (8304)			
		vote	share
Eames I.	Lab	2,677	58.8
Bray S.	LD	1,061	23.3
Copley E.	Con	816	17.9
Turnout		55.3	35.5
Belper (13158)			
		vote	share
Sanders J. Ms.*	Lab	3,634	44.2
Cox A.	Con	3,079	37.4
Davison K. Ms.	LD	1,510	18.4
Turnout		62.7	6.7
Bolsover (8867)			
		vote	share
Bratt G.*	Lab	3,088	65.9
Twigg L.	Con	889	19.0
Dale J.	SOC ALL	708	15.1
Turnout		53.8	46.9
Brackenfield (7270)			
		vote	share
Treweek M. Ms.*	Lab	2,044	47.7
O'Neill P.	Con	1,579	36.9
Higginbottom M.	LD	661	15.4
Turnout		59.6	10.9
Brimington (8069)			
		vote	share
Burrows W.	Lab	2,449	50.3
Walker D.	LD	2,103	43.2
Birkin J. Ms.	Con	312	6.4
Turnout		60.4	7.1
Buxton North (9202)			
		vote	share
Wilson B. Ms.	Lab	2,673	47.3
Wells W.	Con	1,942	34.4
Bryant M.	LD	1,036	18.3
Turnout		61.8	12.9
Buxton South (8508)			
		vote	share
Bennett L.	Lab	2,233	41.7
Corrigan T.	Con	2,230	41.6
Shepherd C.	LD	894	16.7
Turnout		66.7	0.1
Chapel (9115)			
		vote	share
Western A. Ms.*	Lab	2,544	40.4
Critchlow T. Ms.	Con	2,392	38.0
Ashenden P.	LD	1,357	21.6
Turnout		69.4	2.4
Chesterfield North (9135)			
		vote	share
Bagshaw M.	LD	2,599	47.6
Brady M.	Lab	2,476	45.4
Burkinshaw E.	Con	382	7.0
Turnout		60.0	2.3

Clay Cross (6911)			
		vote	share
Dunn J.*	Lab	2,511	63.5
Kitch A.	LD	741	18.8
Woodhead J.	Con	700	17.7
<b>Turnout</b>		58.1	44.8

Cotmanhay (10213)			
		vote	share
Lucas B.*	Lab	3,058	55.3
Wade P.	Con	1,799	32.6
Baker-Johnson H.	LD	668	12.1
<b>Turnout</b>		54.1	22.8

Darley Dale (9855)			
		vote	share
Read D. Ms.	Con	2,140	32.7
Allwood A.	LD	1,915	29.3
March J.	Lab	1,878	28.7
Lescure K.	Ind	603	9.2
<b>Turnout</b>		66.3	3.4

Draycott (11469)			
		vote	share
Parkinson R.*	Con	3,764	48.6
Bates K.	Lab	2,990	38.6
Colegate M. Ms.	LD	992	12.8
<b>Turnout</b>		67.5	10.0

Dronfield North (9249)			
		vote	share
Goodhand J.*	Lab	2,495	44.2
Emmens M.	Con	1,966	34.8
England P. Ms.	LD	1,181	20.9
<b>Turnout</b>		61.0	9.4

Dronfield South (9888)			
		vote	share
Pryce W.*	LD	2,431	38.8
Hill J. Ms.	Lab	2,024	32.3
Huckerby C. Ms.	Con	1,814	28.9
<b>Turnout</b>		63.8	6.5

Duffield (9014)			
		vote	share
Clark P.	Con	3,055	50.5
Wharam K.	Lab	1,674	27.6
Gillatt D. Ms.	LD	1,326	21.9
<b>Turnout</b>		67.6	22.8

Eckington (8645)			
		vote	share
Featherstone D.*	Lab	2,861	60.9
Robinson P.	Con	986	21.0
Temple S.	LD	849	18.1
<b>Turnout</b>		55.0	39.9

Elmton (7297)			
		vote	share
Mills G.	Lab	2,033	47.6
Clifton J.	Ind	1,319	30.9
Knighton M.	Con	496	11.6
Whyles I.	SOC ALL	421	9.9
<b>Turnout</b>		59.3	16.7

Etwall (11353)			
		vote	share
Littlejohn M. Ms.*	Con	4,737	62.9
Lauro M.	Lab	2,792	37.1
<b>Turnout</b>		66.3	25.8

Glossop East (9656)			
		vote	share
Wilkinson R.	Lab	2,883	46.6
Wharnby G.	Con	1,910	30.8
Shaw A. Ms.	LD	1,400	22.6
<b>Turnout</b>		64.5	15.7

Glossop South (8913)			
		vote	share
Bull J.*	Lab	2,527	44.8
Evans T.	Con	1,816	32.2
Whitlock M.	LD	1,303	23.1
<b>Turnout</b>		63.8	12.6

Glossop West (7955)			
		vote	share
Wilcox D.*	Lab	2,657	57.1
Footo S.	Con	1,232	26.5
Curzon D.	LD	766	16.5
<b>Turnout</b>		58.9	30.6

Hasland & St. Leonards (9321)			
		vote	share
Allen D.*	Lab	2,612	48.1
Dunks B. Ms.	LD	2,400	44.2
Sterland N.	Con	416	7.7
<b>Turnout</b>		58.5	3.9

Heage (8393)			
		vote	share
Carlile G.*	Lab	2,582	49.5
Nelson J.	Con	1,813	34.8
Cooper A.	LD	822	15.8
<b>Turnout</b>		62.4	14.7

Heanor (9614)			
		vote	share
Armstrong K.*	Lab	2,987	54.9
Edwards-Milson L. Ms.	Con	1,664	30.6
Healy A.	LD	786	14.5
<b>Turnout</b>		56.8	24.3

Holmebrook & Rother (8753)			
		vote	share
Swain E.*	Lab	2,439	49.9
Kitch S. Ms.	LD	2,138	43.8
Hoskins R.	Con	308	6.3
<b>Turnout</b>		56.3	6.2

Holymoore & Wingerworth (9952)			
		vote	share
Pickford W.*	Con	2,506	37.9
Walker K.	Lab	1,890	28.6
Higgins F.	LD	1,305	19.8
Marsden J.	Ind	904	13.7
<b>Turnout</b>		66.8	9.3

Horsley (10354)			
		vote	share
Lancashire E.*	Lab	2,910	43.8
Macdonald J. Ms.	Con	2,712	40.8
Benson J.	LD	1,020	15.4
<b>Turnout</b>		64.5	3.0

Ilkeston (9781)			
		vote	share
Trueman K. Ms.*	Lab	2,909	51.9
Miller B.	Con	1,823	32.5
Read A.	LD	614	10.9
Goacher E.	Ind	262	4.7
<b>Turnout</b>		58.4	19.4

Killamarsh (7216)			
		vote	share
Charles A.*	Lab	2,559	66.5
Campbell P.	LD	559	14.5
Moss C.	Con	542	14.1
Potts M. Ms.	Ind	191	5.0
<b>Turnout</b>		53.4	51.9

Kirk Hallam (7989)			
		vote	share
Stevens C.	Lab	2,147	46.2
Hickton F. Ms.	Con	1,083	23.3
Killeavy B.	Ind	947	20.4
France Z. Ms.	LD	473	10.2
<b>Turnout</b>		58.2	22.9

Linton (7661)

		vote	share
Lauro K. Ms.*	Lab	2,729	56.0
Gibson C.	Con	2,146	44.0
<b>Turnout</b>		63.6	12.0

Long Eaton (8920)			
		vote	share
Hosker R.*	Lab	2,598	50.5
Gough N. Ms.	Con	1,718	33.4
Allen R. Ms.	LD	827	16.1
<b>Turnout</b>		57.7	17.1

Loscoe (7360)			
		vote	share
Janes R.*	Lab	2,438	59.8
Miller B.	Con	1,201	29.5
Falconbridge K.	LD	435	10.7
<b>Turnout</b>		55.9	30.4

Matlock (8758)			
		vote	share
Flitter S.*	LD	2,328	40.0
Stevens G.	Con	2,172	37.3
Duffield P. Ms.	Lab	1,320	22.7
<b>Turnout</b>		66.9	2.7

Melbourne (13067)			
		vote	share
Harrison J.*	Con	4,557	51.5
Mayhew B.	Lab	4,288	48.5
<b>Turnout</b>		67.7	3.0

Moor & St. Helens (7456)			
		vote	share
Rogers A.	LD	1,971	48.1
Vallins T.*	Lab	1,895	46.2
Barlow T.	Con	234	5.7
<b>Turnout</b>		55.0	1.9

New Mills (7241)			
		vote	share
Doughty G.*	Lab	2,091	44.1
Barnes C.	Con	1,579	33.3
Fletcher I.	LD	1,072	22.6
<b>Turnout</b>		65.8	10.8

Newbold & Brockwell (10970)			
		vote	share
Beckingham J. Ms.*	LD	4,452	70.2
Sumner N.	Lab	1,395	22.0
Jerram I.	Con	491	7.7
<b>Turnout</b>		58.1	48.2

Newhall (10523)			
		vote	share
Routledge W.*	Lab	4,171	68.8
Lemmon J.	Con	1,893	31.2
<b>Turnout</b>		57.6	37.6

North Wingfield (9886)			
		vote	share
Gillott K.*	Lab	3,390	64.0
Naylor S. Ms.	LD	957	18.1
Gent W.	Con	947	17.9
<b>Turnout</b>		54.0	46.0

Petersham (8656)			
		vote	share
Griffiths H.*	Lab	2,678	50.8
Miller K.	Con	1,696	32.2
Dale K. Ms.	LD	899	17.0
<b>Turnout</b>		60.9	18.6

Repton (10499)			
		vote	share
Jones A.*	Lab	3,644	53.2
Hood F.	Con	3,208	46.8
<b>Turnout</b>		65.3	6.4

<b>Ripley (9972)</b>			
		<b>vote</b>	<b>share</b>
<b>Cutting C.*</b>	Lab	2,905	50.4
Clay P.	Con	2,092	36.3
Salmon R.	LD	767	13.3
	<b>Turnout</b>	58.1	14.1
<b>Sandiacre (7880)</b>			
		<b>vote</b>	<b>share</b>
<b>Noskwith A. Ms.*</b>	Con	2,385	46.2
Webber D.	Lab	1,588	30.8
Garnett M.	LD	636	12.3
Corner G. Ms.	Ind	555	10.7
	<b>Turnout</b>	65.6	15.4
<b>Sawley (10477)</b>			
		<b>vote</b>	<b>share</b>
<b>Camm W.*</b>	Ind	4,136	60.9
Corbett C.	Con	1,150	16.9
Williams M.	Lab	1,073	15.8
Daxer G.	LD	432	6.4
	<b>Turnout</b>	65.2	44.0
<b>Scarcliffe (7007)</b>			
		<b>vote</b>	<b>share</b>
<b>Powell J.</b>	Lab	3,193	77.3
Curry S. Ms.	Con	940	22.7
	<b>Turnout</b>	60.1	54.5
<b>Sheepbridge (7882)</b>			
		<b>vote</b>	<b>share</b>
<b>Lismore S.*</b>	Lab	2,217	48.4
Ray L. Ms.	LD	2,027	44.2
Andrews N.	Con	341	7.4
	<b>Turnout</b>	58.2	4.1
<b>Shirebrook (7017)</b>			
		<b>vote</b>	<b>share</b>
<b>Stockdale M. Ms.</b>	Lab	3,251	77.7
Dale C. Ms.	Ind	572	13.7
Smith A. Ms.	Con	363	8.7
	<b>Turnout</b>	60.5	64.0
<b>Somercotes (8833)</b>			
		<b>vote</b>	<b>share</b>
<b>Smith P.*</b>	Lab	3,332	65.0
Beeston D.	Con	1,364	26.6
Shelley R.	LD	433	8.4
	<b>Turnout</b>	58.3	38.4
<b>South Normanton (10940)</b>			
		<b>vote</b>	<b>share</b>
<b>Cannon L.*</b>	Lab	3,906	69.1
Blythe D.	Con	1,745	30.9
	<b>Turnout</b>	52.3	38.2
<b>Staveley (7448)</b>			
		<b>vote</b>	<b>share</b>
<b>Williams J.*</b>	Lab	2,544	63.3
Mann P.	LD	1,091	27.1
Smith V. Ms.	Con	314	7.8
Greenhalf M.	SOC ALL	73	1.8
	<b>Turnout</b>	54.0	36.1
<b>Sutton (8466)</b>			
		<b>vote</b>	<b>share</b>
<b>Chapman D.</b>	Lab	3,217	68.3
Evans I. Ms.	Con	861	18.3
Qazi A.	LD	629	13.4
	<b>Turnout</b>	56.2	50.1
<b>Swadlincote (10100)</b>			
		<b>vote</b>	<b>share</b>
<b>Southerd T.</b>	Lab	3,930	66.6
Lacey M.	Con	1,973	33.4
	<b>Turnout</b>	58.4	33.2

<b>Tibshelf (6652)</b>			
		<b>vote</b>	<b>share</b>
<b>Brentnall I.</b>	Lab	2,378	61.7
Smith K.	Con	775	20.1
Cox I.	LD	703	18.2
	<b>Turnout</b>	58.7	41.6
<b>Tideswell (8298)</b>			
		<b>vote</b>	<b>share</b>
<b>Bevan J. Ms.*</b>	Con	2,824	47.9
Barber S. Ms.	LD	1,572	26.7
Gait R. Ms.	Lab	1,500	25.4
	<b>Turnout</b>	71.4	21.2
<b>Walton &amp; West (10268)</b>			
		<b>vote</b>	<b>share</b>
<b>Russell R.*</b>	LD	4,539	64.3
Brittain S.	Lab	1,389	19.7
Jerram J.	Con	1,129	16.0
	<b>Turnout</b>	68.7	44.6
<b>West Hallam (8512)</b>			
		<b>vote</b>	<b>share</b>
<b>Smith J.*</b>	Con	2,602	44.5
Newman G. Ms.	Lab	2,268	38.8
Beardmore J.	LD	982	16.8
	<b>Turnout</b>	69.0	5.7
<b>Whaley Bridge (8173)</b>			
		<b>vote</b>	<b>share</b>
<b>Taylor D.*</b>	LD	2,468	43.4
Moore F.	Con	1,798	31.6
Choudhury N.	Lab	1,426	25.1
	<b>Turnout</b>	70.1	11.8
<b>Wirksworth (9257)</b>			
		<b>vote</b>	<b>share</b>
<b>Hall K.</b>	Con	3,098	48.8
Ratcliffe I. Ms.	Lab	2,368	37.3
Read F. Ms.	LD	887	14.0
	<b>Turnout</b>	69.0	11.5

## Derbyshire 2005

<b>Alfreton (10668)</b>			
		<b>vote</b>	<b>share</b>
<b>Buckley P.*</b>	Lab	3,148	48.3
Wilson D.	Con	2,193	33.6
Gibbons P.	LD	1,179	18.1
	<b>Turnout</b>	61.1	14.6
<b>Alport &amp; Derwent (9924)</b>			
		<b>vote</b>	<b>share</b>
<b>Jackson J.</b>	Con	3,046	43.4
Ratcliffe J.	Lab	1,880	26.8
Shelley R.	LD	1,555	22.2
Bulkeley-Kirkham F.*	Ind	538	7.7
	<b>Turnout</b>	70.7	16.6
<b>Ashbourne (10306)</b>			
		<b>vote</b>	<b>share</b>
<b>Lewer A.</b>	Con	4,794	66.1
Elsworth M. Ms.	LD	2,454	33.9
	<b>Turnout</b>	70.3	32.3
<b>Ashgate (8212)</b>			
		<b>vote</b>	<b>share</b>
<b>Russell R.*</b>	LD	2,921	53.8
Murphy A. Ms.	Lab	1,598	29.4
Gratton W.	Con	738	13.6
Warwick R.	UKIP	172	3.2
	<b>Turnout</b>	66.1	24.4
<b>Aston &amp; Melbourne (8646)</b>			
		<b>vote</b>	<b>share</b>
<b>Harrison J.*</b>	Con	3,396	53.1
Lythgoe W.	Lab	2,039	31.9
Payne T.	LD	966	15.1
	<b>Turnout</b>	74.0	21.2

<b>Bakewell (9909)</b>			
		<b>vote</b>	<b>share</b>
<b>Twigg J. Ms.*</b>	Con	3,999	55.7
Molyneux P. Ms.	LD	3,184	44.3
	<b>Turnout</b>	72.5	11.3
<b>Barlborough &amp; Clowne (8459)</b>			
		<b>vote</b>	<b>share</b>
<b>Western A. Ms.</b>	Lab	0	0.0
	<b>Turnout</b>	0.0	0.0
<b>Belper (8657)</b>			
		<b>vote</b>	<b>share</b>
<b>Sanders J. Ms.*</b>	Lab	2,270	41.3
Nelson J.	Con	2,242	40.7
Dervish H.	LD	991	18.0
	<b>Turnout</b>	63.6	0.5
<b>Birdholme (9693)</b>			
		<b>vote</b>	<b>share</b>
<b>Allen D.*</b>	Lab	2,905	52.6
Kitch A.	LD	2,173	39.4
Twigg L.	Con	441	8.0
	<b>Turnout</b>	56.9	13.3
<b>Bolsover North West Elmtown &amp; Whitwell (10434)</b>			
		<b>vote</b>	<b>share</b>
<b>Stevenson K.</b>	Lab	2,761	49.4
Clifton J.	Ind	1,464	26.2
Frow S. Ms.	Ind	1,363	24.4
	<b>Turnout</b>	53.6	23.2
<b>Bolsover South West &amp; Scarcliffe (9268)</b>			
		<b>vote</b>	<b>share</b>
<b>Dixon J. Ms.</b>	Lab	3,750	73.3
Dale J.	Soc Alt	1,364	26.7
	<b>Turnout</b>	55.2	46.7
<b>Breadsall &amp; West Hallam (8372)</b>			
		<b>vote</b>	<b>share</b>
<b>Hart C. Ms.</b>	Con	2,995	49.8
Phillips P. Ms.	Lab	1,729	28.8
Mallett J. Ms.	LD	1,286	21.4
	<b>Turnout</b>	71.8	21.1
<b>Breaston (9791)</b>			
		<b>vote</b>	<b>share</b>
<b>Parkinson R.*</b>	Con	3,187	47.0
Birkin G. Ms.	Lab	2,266	33.4
Garnett M.	LD	1,333	19.6
	<b>Turnout</b>	69.3	13.6
<b>Brimington (7949)</b>			
		<b>vote</b>	<b>share</b>
<b>Burrows W.*</b>	Lab	2,460	52.7
Mann P.	LD	1,822	39.0
Robinson J.	Con	388	8.3
	<b>Turnout</b>	58.7	13.7
<b>Buxton North &amp; East (8608)</b>			
		<b>vote</b>	<b>share</b>
<b>Wilson B. Ms.*</b>	Lab	2,311	44.0
Udale D.	Con	1,597	30.4
Shepherd B.	LD	861	16.4
Bennett L.	Respect	478	9.1
	<b>Turnout</b>	61.0	13.6
<b>Buxton West (9009)</b>			
		<b>vote</b>	<b>share</b>
<b>Baldry R.</b>	Con	2,672	44.8
Ballinger E. Ms.	Lab	1,769	29.7
Godwin M.	LD	1,521	25.5
	<b>Turnout</b>	66.2	15.1

<b>Chapel &amp; Hope Valley (9091)</b>			
		<b>vote</b>	<b>share</b>
<b>Critchlow T. Ms.</b>	Con	2,765	44.1
Norton T.	Lab	2,116	33.7
Ashenden P.	LD	1,390	22.2
<b>Turnout</b>		69.0	10.3
<b>Clay Cross (8563)</b>			
		<b>vote</b>	<b>share</b>
<b>Riggott P.</b>	Lab	2,666	51.8
Ramshaw G.	Con	1,529	29.7
Corbridge D.	LD	951	18.5
<b>Turnout</b>		60.1	22.1
<b>Cotmanhay (10040)</b>			
		<b>vote</b>	<b>share</b>
<b>Lucas B.*</b>	Lab	3,191	56.3
Miller B.	Con	1,716	30.3
Bailey M.	BNP	760	13.4
<b>Turnout</b>		56.4	26.0
<b>Derwent Valley (9191)</b>			
		<b>vote</b>	<b>share</b>
<b>Allwood N.</b>	LD	3,367	52.6
Read D. Ms.*	Con	3,039	47.4
<b>Turnout</b>		69.7	5.1
<b>Dovedale (9291)</b>			
		<b>vote</b>	<b>share</b>
<b>Caswell R.*</b>	Con	3,410	54.4
Nancolas E. Ms.	LD	2,861	45.6
<b>Turnout</b>		67.5	8.8
<b>Dronfield North (10114)</b>			
		<b>vote</b>	<b>share</b>
<b>Hill J. Ms.</b>	Lab	2,584	38.5
Emmens M.	Con	2,282	34.0
Higgins F.	LD	1,589	23.7
Hopkinson F.	Ind	169	2.5
Lilleyman M.	Ind	90	1.3
<b>Turnout</b>		66.4	4.5
<b>Dronfield South (8241)</b>			
		<b>vote</b>	<b>share</b>
<b>Pryce W.*</b>	LD	2,308	41.5
Slater R.	Lab	1,781	32.0
Huckerby C. Ms.	Con	1,476	26.5
<b>Turnout</b>		67.5	9.5
<b>Duffield &amp; Belper South (8927)</b>			
		<b>vote</b>	<b>share</b>
<b>Clark P.*</b>	Con	3,212	48.5
Shepherd P.	Lab	1,843	27.8
Smith D. Ms.	LD	1,564	23.6
<b>Turnout</b>		74.1	20.7
<b>Eckington (8728)</b>			
		<b>vote</b>	<b>share</b>
<b>Featherstone D.*</b>	Lab	2,573	51.2
Robinson P.	Con	885	17.6
Temple S.	LD	702	14.0
Robinson C.	Ind	453	9.0
Barker A.	Ind	410	8.2
<b>Turnout</b>		57.6	33.6
<b>Etherow (8274)</b>			
		<b>vote</b>	<b>share</b>
<b>Wilcox D.*</b>	Lab	2,667	55.9
Haken J.	Con	1,133	23.7
Hargreaves M. Ms.	LD	793	16.6
Webster C.	Ind	178	3.7
<b>Turnout</b>		57.7	32.2
<b>Glossop North &amp; Rural (8256)</b>			
		<b>vote</b>	<b>share</b>
<b>Wharmby G.</b>	Con	1,884	34.3
Wilkinson J. Ms.	Lab	1,811	33.0
Beard P.	LD	950	17.3
Bell I.	Ind	849	15.5
<b>Turnout</b>		66.5	1.3

<b>Glossop South (8512)</b>			
		<b>vote</b>	<b>share</b>
<b>Wilkinson R.*</b>	Lab	2,035	38.6
Hadfield-Howse R.	LD	1,553	29.4
Hopkins J. Ms.	Con	1,346	25.5
Wilcox L.	Ind	340	6.4
<b>Turnout</b>		62.0	9.1
<b>Greater Heanor (9300)</b>			
		<b>vote</b>	<b>share</b>
<b>Armstrong K.*</b>	Lab	2,836	53.4
Mills N.	Con	1,663	31.3
Falconbridge K.	LD	810	15.3
<b>Turnout</b>		57.1	22.1
<b>Hatton &amp; Hilton (11251)</b>			
		<b>vote</b>	<b>share</b>
<b>Hood F.</b>	Con	4,087	51.9
Adcock M.	Lab	2,457	31.2
Wildgoose P. Ms.	LD	1,325	16.8
<b>Turnout</b>		69.9	20.7
<b>Heage (8551)</b>			
		<b>vote</b>	<b>share</b>
<b>Carlile G.*</b>	Lab	2,600	46.7
Blake J. Ms.	Con	1,939	34.8
Cooper A.	LD	1,028	18.5
<b>Turnout</b>		65.1	11.9
<b>Heanor Central (8553)</b>			
		<b>vote</b>	<b>share</b>
<b>Janes R.*</b>	Lab	2,643	52.2
Jubb C.	Con	1,411	27.8
Woolley J. Ms.	LD	1,013	20.0
<b>Turnout</b>		59.2	24.3
<b>Hipper (8108)</b>			
		<b>vote</b>	<b>share</b>
<b>Morgan K.</b>	LD	3,056	59.4
Fanshawe M.	Lab	1,469	28.6
Robinson D.	Con	616	12.0
<b>Turnout</b>		63.4	30.9
<b>Holymoorside &amp; Wingerworth (9028)</b>			
		<b>vote</b>	<b>share</b>
<b>Pickford W.*</b>	Con	2,927	46.3
Robinson J. Ms.	LD	1,729	27.4
Lennon S.	Lab	1,659	26.3
<b>Turnout</b>		69.9	19.0
<b>Horsley (9894)</b>			
		<b>vote</b>	<b>share</b>
<b>Lancashire E.*</b>	Lab	2,844	43.1
Macdonald G.	Con	2,579	39.1
Benson J.	LD	1,169	17.7
<b>Turnout</b>		66.6	4.0
<b>Ilkeston (9591)</b>			
		<b>vote</b>	<b>share</b>
<b>Trueman K. Ms.*</b>	Lab	3,586	63.0
Stephenson E.	Con	2,110	37.0
<b>Turnout</b>		59.4	25.9
<b>Killamarsh (6960)</b>			
		<b>vote</b>	<b>share</b>
<b>Charles A.*</b>	Lab	2,730	69.7
McElligott T.	LD	611	15.6
Woodhead J.	Con	575	14.7
<b>Turnout</b>		56.3	54.1
<b>Kirk Hallam (8701)</b>			
		<b>vote</b>	<b>share</b>
<b>Booth M. Ms.</b>	Lab	3,428	65.7
Alexander M.	Con	1,786	34.3
<b>Turnout</b>		59.9	31.5

<b>Linton &amp; Church Gresley (8821)</b>			
		<b>vote</b>	<b>share</b>
<b>Lauro K. Ms.*</b>	Lab	2,884	53.2
Lacey M.	Con	1,650	30.4
Morris P.	LD	892	16.4
<b>Turnout</b>		61.5	22.7
<b>Long Eaton (9200)</b>			
		<b>vote</b>	<b>share</b>
<b>Hosker R.*</b>	Lab	2,802	49.3
Gough N. Ms.	Con	1,712	30.1
Allen R. Ms.	LD	1,171	20.6
<b>Turnout</b>		61.8	19.2
<b>Matlock (8407)</b>			
		<b>vote</b>	<b>share</b>
<b>Flitter S.*</b>	LD	3,221	58.4
Stevens G.	Con	2,291	41.6
<b>Turnout</b>		65.6	16.9
<b>Midway &amp; Hartshorne (9113)</b>			
		<b>vote</b>	<b>share</b>
<b>Jones A.*</b>	Lab	3,465	59.4
Murray P.	Con	2,364	40.6
<b>Turnout</b>		64.0	18.9
<b>New Mills (9611)</b>			
		<b>vote</b>	<b>share</b>
<b>Atkins E. Ms.</b>	LD	2,456	38.1
Barrow S. Ms.	Lab	2,421	37.5
Pickford G. Ms.	Con	1,577	24.4
<b>Turnout</b>		67.2	0.5
<b>Newbold (8259)</b>			
		<b>vote</b>	<b>share</b>
<b>Rogers A.*</b>	LD	2,950	57.6
Leverton M.	Lab	1,757	34.3
Hatton G.	Con	413	8.1
<b>Turnout</b>		62.0	23.3
<b>Newhall &amp; Seales (8494)</b>			
		<b>vote</b>	<b>share</b>
<b>Bambrick S.</b>	Lab	2,633	49.6
Goodwin K.	Con	1,870	35.2
Thomas A.	LD	806	15.2
<b>Turnout</b>		62.5	14.4
<b>North Wingfield &amp; Tupton (7602)</b>			
		<b>vote</b>	<b>share</b>
<b>Gillott K.*</b>	Lab	2,776	62.3
Naylor S. Ms.	LD	914	20.5
Moss C.	Con	765	17.2
<b>Turnout</b>		58.6	41.8
<b>Petersham (8109)</b>			
		<b>vote</b>	<b>share</b>
<b>Newman G. Ms.</b>	Lab	2,256	43.8
Miller K.	Con	1,534	29.8
Neill I.	LD	1,366	26.5
<b>Turnout</b>		63.6	14.0
<b>Pinxton &amp; South Normanton West (8101)</b>			
		<b>vote</b>	<b>share</b>
<b>Coyle J.</b>	Lab	2,760	64.3
Smith K.	Con	1,535	35.7
<b>Turnout</b>		53.0	28.5
<b>Repton &amp; Willington (10144)</b>			
		<b>vote</b>	<b>share</b>
<b>Ford M.</b>	Con	3,148	45.5
Shepherd D.	Lab	2,493	36.0
Winter D.	LD	1,278	18.5
<b>Turnout</b>		68.2	9.5
<b>Ripley (10733)</b>			
		<b>vote</b>	<b>share</b>
<b>Cutting C.*</b>	Lab	3,120	46.9
Bowley D.	Con	2,415	36.3
Smith C. Ms.	LD	1,115	16.8
<b>Turnout</b>		62.0	10.6

Sandiacre (8941)			
		vote	share
<b>Noskwith A. Ms.*</b>	Con	3,069	49.9
Morgan D.	Lab	2,027	32.9
Savin E. Ms.	LD	1,060	17.2
<b>Turnout</b>		68.9	16.9
Sawley (10369)			
		vote	share
<b>Camm W.*</b>	Ind	3,562	51.6
Llewellyn O.	Lab	1,335	19.3
Hickton G.	Con	1,226	17.7
Aanonson F. Ms.	LD	785	11.4
<b>Turnout</b>		66.6	32.2
Shirebrook & Pleasley (11177)			
		vote	share
<b>Stockdale M. Ms.*</b>	Lab	4,552	72.8
Robinson M. Ms.	Con	947	15.1
Doyle S. Ms.	BNP	754	12.1
<b>Turnout</b>		55.9	57.7
Somercotes (9168)			
		vote	share
<b>Smith P.*</b>	Lab	2,968	55.5
Brown J.	Con	1,705	31.9
Monaghan G.	LD	674	12.6
<b>Turnout</b>		58.3	23.6
South Normanton East & Tibshelf (10071)			
		vote	share
<b>Moesby C.</b>	Lab	3,792	68.1
Blythe D.	Con	1,777	31.9
<b>Turnout</b>		55.3	36.2
Spire (8592)			
		vote	share
<b>Blank S. Ms.</b>	Lab	2,370	48.7
Lomas K.	LD	2,120	43.5
Walker C. Ms.	Con	379	7.8
<b>Turnout</b>		56.7	5.1
St. Marys (8165)			
		vote	share
<b>Higginbottom M.</b>	LD	2,354	47.7
Simmons G.	Lab	1,948	39.4
Nolan M.	Con	480	9.7
Tasker G.	BNP	156	3.2
<b>Turnout</b>		60.5	8.2
Staveley North & Whittington (9649)			
		vote	share
<b>Stone D.</b>	LD	2,505	46.1
Lismore S.*	Lab	2,466	45.4
Marvin T.	Con	462	8.5
<b>Turnout</b>		56.3	0.7
Staveley South (10622)			
		vote	share
<b>Williams J.*</b>	Lab	3,461	56.2
Bagshaw M.*	LD	2,288	37.2
Hunt P.	Con	405	6.6
<b>Turnout</b>		57.9	19.1
Stonebroom & Pilsley (8236)			
		vote	share
<b>Cotterill D.</b>	Lab	2,403	49.0
Hardwick R.	Con	928	18.9
Treweek M. Ms.	Ind	837	17.1
Wing M.	LD	732	14.9
<b>Turnout</b>		59.5	30.1
Sutton (8134)			
		vote	share
<b>Chapman D.*</b>	Lab	2,950	61.9
Martin A.	LD	1,025	21.5
Evans I. Ms.	Con	788	16.5
<b>Turnout</b>		58.6	40.4

Swadlincote Central & Woodville (9848)			
		vote	share
<b>Southerd T.*</b>	Lab	3,275	56.0
McEwan J-P.	Con	1,722	29.4
Moss M.	LD	851	14.6
<b>Turnout</b>		59.4	26.6
Whaley Bridge & Blackbrook (8148)			
		vote	share
<b>Taylor D.*</b>	LD	2,232	38.9
Pearson C.	Con	2,126	37.0
Horsfall J. Ms.	Lab	1,382	24.1
<b>Turnout</b>		70.4	1.8
Wirksworth (8573)			
		vote	share
<b>Ratcliffe I. Ms.</b>	Lab	2,424	42.0
Hall K.*	Con	2,225	38.6
Hopkinson J.	LD	1,116	19.4
<b>Turnout</b>		67.2	3.5
Derbyshire 2009			
Alfreton (10539)			
		vote	share
<b>Wilson D.</b>	Con	1,821	43.5
Johnston R.	Lab	1,718	41.0
Dunks B. Ms.	LD	649	15.5
<b>Turnout</b>		40.0	2.5
Alport & Derwent (9915)			
		vote	share
<b>Jackson C.*</b>	Con	2,500	56.5
Bown C.	LD	1,922	43.5
<b>Turnout</b>		45.7	13.1
Ashbourne (10777)			
		vote	share
<b>Lewer A.*</b>	Con	3,506	74.6
Jones D.	LD	1,194	25.4
<b>Turnout</b>		44.2	49.2
Ashgate (8127)			
		vote	share
<b>Russell R.*</b>	LD	1,467	43.5
Boult J.	Con	936	27.8
Murphy A. Ms.	Lab	627	18.6
Ralph P.	Green	342	10.1
<b>Turnout</b>		41.8	15.7
Aston & Melbourne (8809)			
		vote	share
<b>Harrison J.*</b>	Con	2,718	62.5
Carroll J. Ms.	Lab	1,040	23.9
Craw S. Ms.	LD	588	13.5
<b>Turnout</b>		49.9	38.6
Bakewell (10071)			
		vote	share
<b>Twigg J. Ms.*</b>	Con	2,657	55.3
Bolton T.	LD	1,561	32.5
Hill D.	Lab	583	12.1
<b>Turnout</b>		48.3	22.8
Barlborough & Clowney (8455)			
		vote	share
<b>Western A. Ms.*</b>	Lab	1,571	56.4
Hartley S.	LD	626	22.5
Walker C. Ms.	Con	589	21.1
<b>Turnout</b>		33.3	33.9
Belper (8709)			
		vote	share
<b>Makin P.</b>	Con	1,836	52.8
Sanders J. Ms.*	Lab	931	26.8
Salmon R.	LD	708	20.4
<b>Turnout</b>		40.3	26.0

Birdholme (9943)			
		vote	share
<b>Allen D.*</b>	Lab	1,724	49.8
Archer C.	LD	1,186	34.2
Temperton S.	Con	553	16.0
<b>Turnout</b>		35.3	15.5
Bolsover North West Elmton & Whitwell (10951)			
		vote	share
<b>Stevenson K.*</b>	Lab	1,170	37.3
Clifton J.	Ind	1,113	35.5
Hollingsworth J.	Con	492	15.7
Bytheway W.	LD	359	11.5
<b>Turnout</b>		28.9	1.8
Bolsover South West & Scarcliffe (9282)			
		vote	share
<b>Dixon J. Ms.*</b>	Lab	1,211	41.3
Harford P.	BNP	507	17.3
Twigg L.	Con	502	17.1
Hall D. Ms.	LD	424	14.5
Dale J.	Soc Alt	289	9.9
<b>Turnout</b>		31.9	24.0
Breadsall & West Hallam (8224)			
		vote	share
<b>Hart C. Ms.*</b>	Con	2,320	63.4
Phillips F.	Lab	714	19.5
Butt B. Ms.	LD	627	17.1
<b>Turnout</b>		45.1	43.9
Breaston (9932)			
		vote	share
<b>Parkinson R.*</b>	Con	2,389	54.3
Sarell C.	Lab	1,110	25.2
Garnett M.	LD	900	20.5
<b>Turnout</b>		45.0	29.1
Brimington (7934)			
		vote	share
<b>Burrows W.*</b>	Lab	1,619	58.4
Bagshaw M.	LD	727	26.2
Rowley L. Ms.	Con	425	15.3
<b>Turnout</b>		35.5	32.2
Buxton North & East (8614)			
		vote	share
<b>Reddy P. Ms.</b>	Con	1,349	43.8
Wilson B. Ms.*	Lab	1,101	35.7
Dunscombe K.	LD	631	20.5
<b>Turnout</b>		36.2	8.0
Buxton West (9378)			
		vote	share
<b>Baldry R.*</b>	Con	2,292	58.0
Weaver C.	LD	832	21.0
McGrother J. Ms.	Lab	831	21.0
<b>Turnout</b>		42.8	36.9
Chapel & Hope Valley (9220)			
		vote	share
<b>Critchlow T. Ms.*</b>	Con	2,058	50.8
Norton T.	Lab	753	18.6
Mount D.	Green	645	15.9
Simm J. Ms.	LD	593	14.6
<b>Turnout</b>		44.2	32.2
Clay Cross (8878)			
		vote	share
<b>Riggott P.*</b>	Lab	1,309	42.4
Johnson M.	Con	1,182	38.3
Bingham B.	LD	594	19.3
<b>Turnout</b>		35.2	4.1
Cotmanhay (10167)			
		vote	share
<b>Lucas B.*</b>	Lab	1,377	40.5
Ratcliffe S.	Con	1,139	33.5
Bailey M.	BNP	883	26.0
<b>Turnout</b>		33.9	7.0

**Derwent Valley (9434)**

		<b>vote</b>	<b>share</b>
<b>Longden M.</b>	Con	2,078	46.2
Allwood N.*	LD	1,427	31.7
Evans J.	Ind	617	13.7
Hancocks M.	UKIP	374	8.3
<b>Turnout</b>		48.0	14.5

**Dovedale (9415)**

		<b>vote</b>	<b>share</b>
<b>Spencer S.</b>	Con	2,321	56.1
Swindell C.	Lab	1,000	24.2
Jennings J.	LD	813	19.7
<b>Turnout</b>		44.4	32.0

**Dronfield North (10133)**

		<b>vote</b>	<b>share</b>
<b>Allsop J.</b>	Con	1,754	41.3
Hill J. Ms.*	Lab	1,330	31.3
Higgins F.	LD	1,161	27.3
<b>Turnout</b>		42.5	10.0

**Dronfield South (8361)**

		<b>vote</b>	<b>share</b>
<b>Allsop S. Ms.</b>	Con	1,473	43.2
Temple W. Ms.	LD	1,380	40.4
Gachagan B.	Lab	560	16.4
<b>Turnout</b>		41.4	2.7

**Duffield & Belper South (10281)**

		<b>vote</b>	<b>share</b>
<b>Bradford S.</b>	Con	2,628	59.3
Thompson C.	LD	1,108	25.0
Hobbs B.	Lab	697	15.7
<b>Turnout</b>		43.5	34.3

**Eckington (9075)**

		<b>vote</b>	<b>share</b>
<b>Pickering S.*</b>	Lab	1,003	35.5
Booth J. Ms.	Ind	872	30.9
Abbott C. Ms.	Con	669	23.7
Temple S.	LD	278	9.9
<b>Turnout</b>		31.3	4.6

**Etherow (8260)**

		<b>vote</b>	<b>share</b>
<b>Wilcox D.*</b>	Lab	1,103	42.2
Foote S.	Con	983	37.6
Kuppan R. Ms.	LD	530	20.3
<b>Turnout</b>		32.2	4.6

**Glossop North & Rural (9378)**

		<b>vote</b>	<b>share</b>
<b>Wharmby G.*</b>	Con	1,823	49.5
Wilkinson J. Ms.	Lab	744	20.2
Hall S. Ms.	UKIP	585	15.9
Stevens A.	LD	528	14.3
<b>Turnout</b>		41.9	29.3

**Glossop South (8581)**

		<b>vote</b>	<b>share</b>
<b>Wharmby J. Ms.</b>	Con	1,262	39.0
Wilkinson R.*	Lab	934	28.8
Phillips D.	UKIP	528	16.3
Kuppan G.	LD	514	15.9
<b>Turnout</b>		38.1	10.1

**Greater Heanor (9375)**

		<b>vote</b>	<b>share</b>
<b>Parkinson K.</b>	Con	1,103	31.6
Longden A.	Lab	1,000	28.7
Roper C.	BNP	861	24.7
Sarkas-Bosman G.	LD	396	11.4
Knowles T.	NF	126	3.6
<b>Turnout</b>		37.3	3.0

**Hatton & Hilton (12527)**

		<b>vote</b>	<b>share</b>
<b>Patten J. Ms.</b>	Con	2,843	52.4
Hood F.*	Ind	1,580	29.1
Adcock M.	Lab	583	10.7
Cummins D.	LD	418	7.7
<b>Turnout</b>		43.8	23.3

**Heage (8622)**

		<b>vote</b>	<b>share</b>
<b>Blake J. Ms.</b>	Con	1,729	48.2
Carlile G.*	Lab	1,009	28.2
Cooper K.	BNP	546	15.2
Mirza A.	LD	300	8.4
<b>Turnout</b>		41.9	20.1

**Heanor Central (8736)**

		<b>vote</b>	<b>share</b>
<b>Cox C. Ms.</b>	Lab	1,261	34.5
Allsebrook L.	BNP	1,090	29.8
Edwards-Milsom L. Ms.	Con	852	23.3
Woolley J. Ms.	LD	454	12.4
<b>Turnout</b>		41.9	4.7

**Hipper (7941)**

		<b>vote</b>	<b>share</b>
<b>Morgan K.*</b>	LD	1,673	56.6
Fanshawe J. Ms.	Lab	664	22.5
Wright K.	Con	620	21.0
<b>Turnout</b>		37.8	34.1

**Holymoorside & Wingerworth (9020)**

		<b>vote</b>	<b>share</b>
<b>Ellis S.</b>	Con	2,131	54.7
Oxspring D.	LD	616	15.8
Karim K.	Green	585	15.0
Prout M.	Lab	562	14.4
<b>Turnout</b>		43.6	38.9

**Horsley (9892)**

		<b>vote</b>	<b>share</b>
<b>Macdonald G.</b>	Con	1,901	44.5
Lancashire E.*	Lab	1,201	28.1
Paget N.	LD	630	14.7
Gough M. Ms.	BNP	544	12.7
<b>Turnout</b>		43.2	16.4

**Ilkeston (9569)**

		<b>vote</b>	<b>share</b>
<b>Birkin G. Ms.</b>	Lab	1,487	41.4
Harrison B. Ms.	Con	1,338	37.2
Adcock C.	BNP	768	21.4
<b>Turnout</b>		38.1	4.1

**Killamarsh (7194)**

		<b>vote</b>	<b>share</b>
<b>Charles A.*</b>	Lab	1,158	52.1
Mason G.	Con	602	27.1
Wing M.	LD	463	20.8
<b>Turnout</b>		31.4	25.0

**Kirk Hallam (8660)**

		<b>vote</b>	<b>share</b>
<b>Booth M. Ms.*</b>	Lab	1,261	49.9
Miller K.	Con	783	31.0
Bailey M.	BNP	327	12.9
Pyle R.	LD	158	6.2
<b>Turnout</b>		29.2	18.9

**Linton & Church Gresley (9494)**

		<b>vote</b>	<b>share</b>
<b>Jones C.</b>	Con	1,362	35.8
Lauro K.*	Lab	1,164	30.6
Fallows R.	BNP	898	23.6
Taylor G.	LD	380	10.0
<b>Turnout</b>		40.2	5.2

**Long Eaton (9138)**

		<b>vote</b>	<b>share</b>
<b>Hosker R.*</b>	Lab	1,262	36.3
Miller K.	Con	1,242	35.7
Allen S. Ms.	LD	528	15.2
Fletcher L.	Green	444	12.8
<b>Turnout</b>		38.4	0.6

**Matlock (8709)**

		<b>vote</b>	<b>share</b>
<b>Flitter S.*</b>	LD	2,009	55.4
Stevens G.	Con	1,616	44.6
<b>Turnout</b>		43.7	10.8

**Midway & Hartshorne (9310)**

		<b>vote</b>	<b>share</b>
<b>Murray P.</b>	Con	1,822	49.6
Jones A.*	Lab	1,346	36.6
Maheer K.	LD	505	13.7
<b>Turnout</b>		40.2	13.0

**New Mills (9832)**

		<b>vote</b>	<b>share</b>
<b>Atkins B. Ms.*</b>	LD	1,911	44.9
Gadd J. Ms.	Con	1,187	27.9
Cardwell L. Ms.	Lab	1,159	27.2
<b>Turnout</b>		43.7	17.0

**Newbold (8389)**

		<b>vote</b>	<b>share</b>
<b>Rogers T.*</b>	LD	1,797	55.7
Leverton M.	Lab	963	29.8
Linsey M.	Con	467	14.5
<b>Turnout</b>		39.0	25.8

**Newhall & Seales (8581)**

		<b>vote</b>	<b>share</b>
<b>Lacey M.</b>	Con	1,377	41.2
Bambrick S.*	Lab	1,049	31.4
Bailey P. Ms.	BNP	613	18.4
Sluuds M. Ms.	LD	300	9.0
<b>Turnout</b>		39.0	9.8

**North Wingfield & Tupton (8115)**

		<b>vote</b>	<b>share</b>
<b>Gillott K.*</b>	Lab	1,447	54.5
Taylor R.	Con	629	23.7
Wakefield B.	Ind	578	21.8
<b>Turnout</b>		33.1	30.8

**Petersham (8226)**

		<b>vote</b>	<b>share</b>
<b>Hickton G.</b>	Con	1,112	35.4
Newman G. Ms.*	Lab	1,069	34.0
Neill I.	LD	601	19.1
Middleton S.	BNP	361	11.5
<b>Turnout</b>		38.4	1.4

**Pinxton & South Normanton West (8358)**

		<b>vote</b>	<b>share</b>
<b>Coyle J.*</b>	Lab	912	35.0
Lunn P. Ms.	Con	681	26.2
Edwards B.	BNP	637	24.5
Archer E. Ms.	LD	372	14.3
<b>Turnout</b>		31.3	8.9

**Repton & Willington (10289)**

		<b>vote</b>	<b>share</b>
<b>Ford M.*</b>	Con	2,038	49.3
Shepherd D.	Lab	1,005	24.3
Nesbitt M.	Ind	637	15.4
Bellingham-Holt H. Ms.	LD	458	11.1
<b>Turnout</b>		43.2	25.0

**Ripley (10795)**

		<b>vote</b>	<b>share</b>
<b>Bowley D.</b>	Con	1,696	39.7
Cutting C.*	Lab	1,356	31.7
Wilde N.	BNP	772	18.1
Gibbons P.	LD	453	10.6
<b>Turnout</b>		39.0	7.9



<b>Sandiacre (9229)</b>			
		<b>vote</b>	<b>share</b>
<b>Major W.</b>	Con	2,223	57.4
Booth L.	Lab	859	22.2
Allen R. Ms.	LD	792	20.4
<b>Turnout</b>		42.5	35.2

<b>Sawley (10332)</b>			
		<b>vote</b>	<b>share</b>
<b>Camm B.*</b>	Ind	2,336	54.4
Smith G.	Con	1,037	24.1
Llewellyn O.	Lab	463	10.8
Aanonson F. Ms.	LD	460	10.7
<b>Turnout</b>		41.8	30.2

<b>Shirebrook &amp; Pleasley (11431)</b>			
		<b>vote</b>	<b>share</b>
<b>Stockdale M. Ms.*</b>	Lab	1,598	42.8
Brown S.	BNP	1,013	27.2
Robinson J.	Con	618	16.6
Mann M. Ms.	LD	501	13.4
<b>Turnout</b>		32.9	15.7

<b>Somercotes (9079)</b>			
		<b>vote</b>	<b>share</b>
<b>Smith P.*</b>	Lab	1,584	47.0
Brown J.	Con	1,030	30.5
Snell P.	BNP	502	14.9
Falconbridge K.	LD	257	7.6
<b>Turnout</b>		37.0	16.4

<b>South Normanton East &amp; Tibshelf (10421)</b>			
		<b>vote</b>	<b>share</b>
<b>Moesby C.*</b>	Lab	1,323	38.4
Heffer R.	Ind	985	28.6
Catt A.	Con	662	19.2
Cox I.	LD	471	13.7
<b>Turnout</b>		33.2	9.8

<b>Spire (9079)</b>			
		<b>vote</b>	<b>share</b>
<b>Blank S. Ms.*</b>	Lab	1,480	45.7
Lomas K.	LD	1,318	40.7
Rowley M.	Con	441	13.6
<b>Turnout</b>		36.2	5.0

<b>St. Marys (8247)</b>			
		<b>vote</b>	<b>share</b>
<b>Higginbottom M.*</b>	LD	1,075	36.9
Fanshawe M.	Lab	750	25.7
Harrington J. Ms.	Ind	488	16.8
Thompson B.	Con	400	13.7
Tasker G.	BNP	200	6.9
<b>Turnout</b>		35.5	11.2

<b>Staveley North &amp; Whittington (9579)</b>			
		<b>vote</b>	<b>share</b>
<b>Stone D.*</b>	LD	1,632	54.4
Ludlow C.	Lab	986	32.9
Sterland N.	Con	381	12.7
<b>Turnout</b>		31.9	21.5

<b>Staveley South (10834)</b>			
		<b>vote</b>	<b>share</b>
<b>Williams J.*</b>	Lab	1,636	44.5
Mann P.	LD	1,560	42.4
Moss C.	Con	484	13.2
<b>Turnout</b>		34.3	2.1

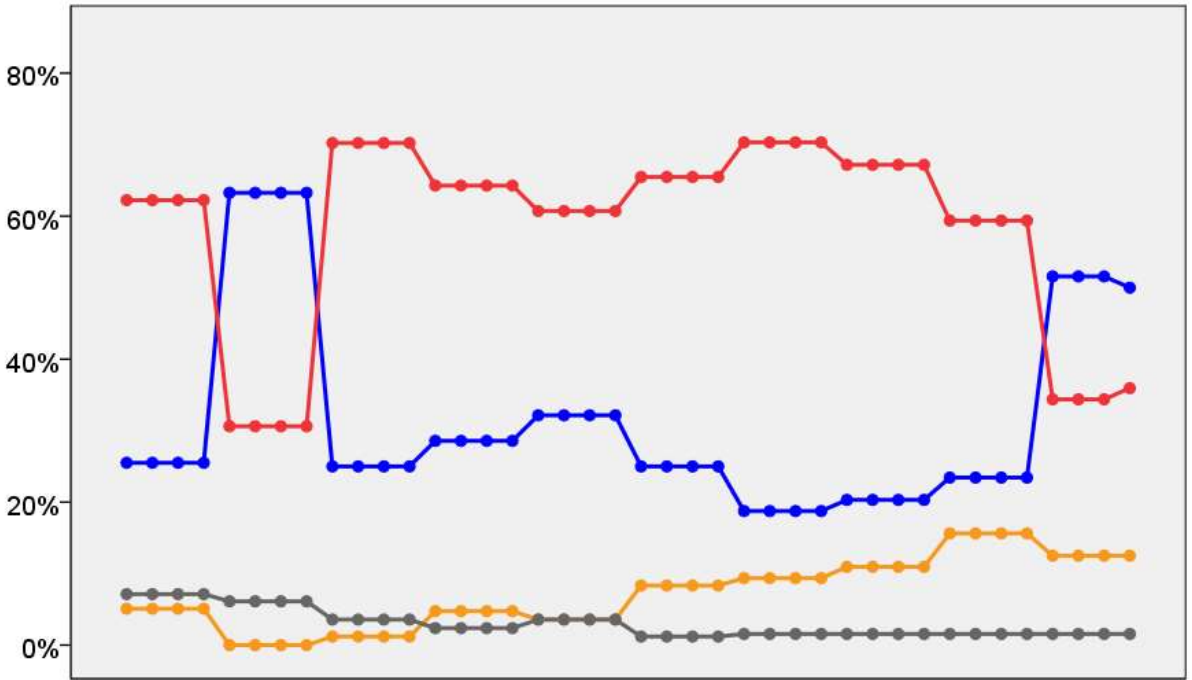
<b>Stonebroom &amp; Pilsley (8406)</b>			
		<b>vote</b>	<b>share</b>
<b>Lewis B.</b>	Con	1,445	50.7
Cotterill D.*	Lab	1,407	49.3
<b>Turnout</b>		34.9	1.3

<b>Sutton (8298)</b>			
		<b>vote</b>	<b>share</b>
<b>Chapman D.*</b>	Lab	1,308	49.9
Jason D.	Con	705	26.9
McDermott T.	LD	606	23.1
<b>Turnout</b>		32.1	23.0

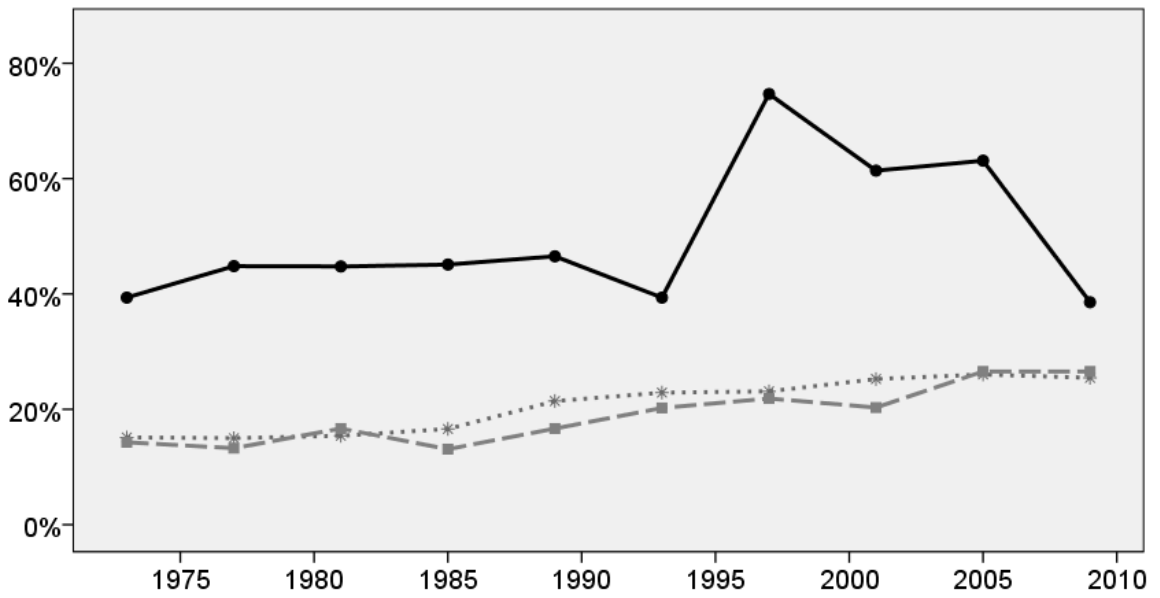
<b>Swadlincote Central &amp; Woodville (10880)</b>			
		<b>vote</b>	<b>share</b>
<b>Farrington G. Ms.</b>	Con	1,300	36.5
Southerd T.*	Lab	1,144	32.1
Riley-Ward M. Ms.	BNP	772	21.7
Craw A.	LD	348	9.8
<b>Turnout</b>		32.9	4.4

<b>Whaley Bridge &amp; Blackbrook (8349)</b>			
		<b>vote</b>	<b>share</b>
<b>Taylor B.*</b>	LD	1,808	45.0
Bingham T.	Con	1,377	34.3
Thomas M.	Lab	438	10.9
Bush J.	UKIP	396	9.9
<b>Turnout</b>		48.4	10.7

<b>Wirksworth (8683)</b>			
		<b>vote</b>	<b>share</b>
<b>Purdy G.*</b>	Con	1,679	44.5
Ratcliffe I. Ms.	Lab	1,394	37.0
Stockell J.	Green	698	18.5
<b>Turnout</b>		42.9	7.6



...



...