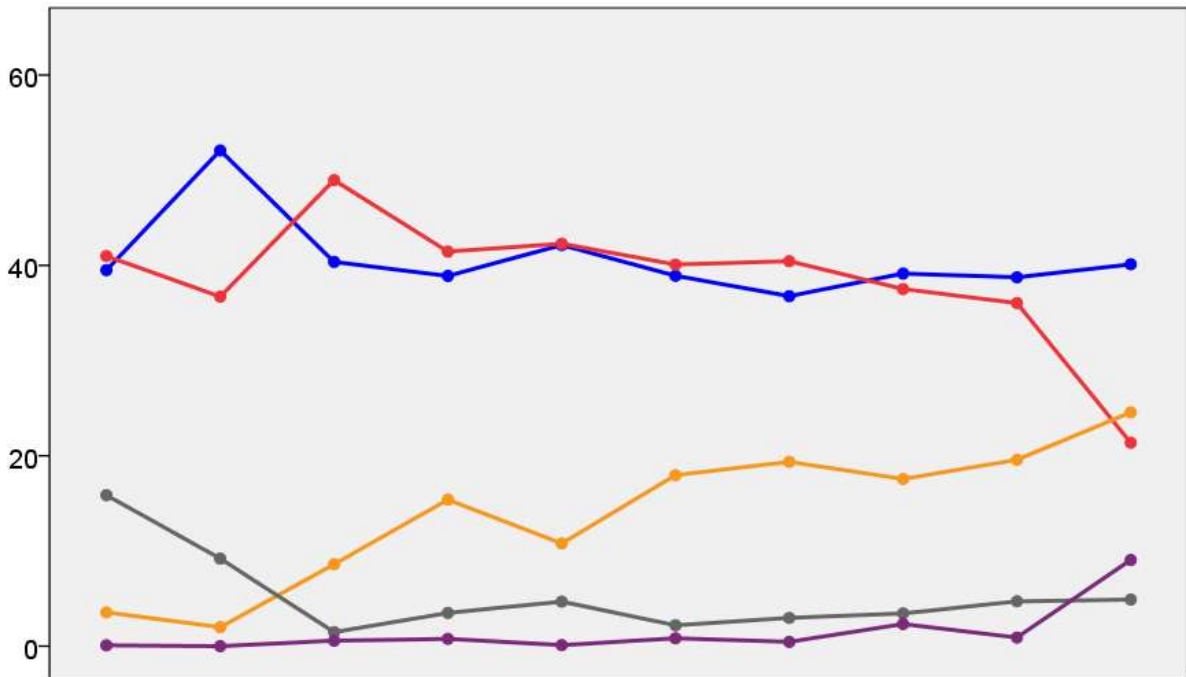


# Cumbria County Council Election Results 1973-2009



Colin Rallings and Michael Thrasher  
The Elections Centre  
Plymouth University

The information contained in this report has been obtained from a number of sources. Election results from the immediate post-reorganisation period were painstakingly collected by Alan Willis largely, although not exclusively, from local newspaper reports. From the mid-1980s onwards the results have been obtained from each local authority by the Elections Centre. The data are stored in a database designed by Lawrence Ware and maintained by Brian Cheal and others at Plymouth University. Despite our best efforts some information remains elusive whilst we accept that some errors are likely to remain. Notice of any mistakes should be sent to [elections@plymouth.ac.uk](mailto:elections@plymouth.ac.uk). The results sequence can be kept up to date by purchasing copies of the annual Local Elections Handbook, details of which can be obtained by contacting the email address above.

Front cover: the graph shows the distribution of percentage vote shares over the period covered by the results. The lines reflect the colours traditionally used by the three main parties. The grey line is the share obtained by Independent candidates while the purple line groups together the vote shares for all other parties.

Rear cover: the top graph shows the percentage share of council seats for the main parties as well as those won by Independents and other parties. The lines take account of any by-election changes (but not those resulting from elected councillors switching party allegiance) as well as the transfers of seats during the main round of local election.

The lower graph shows for each main round of local elections the overall percentage turnout (solid line), the percentage of women candidates standing at (dotted line) and the percentage of women among those elected (hashed line).

## Cumbria 1973

### Alston (1491)

		vote	share
<b>Dixon D. Ms.</b>	Ind	0	0.0
<b>Turnout</b>		0.0	0.0

### Appleby (3749)

		vote	share
<b>Wappett A. Ms.</b>	Ind	675	37.2
Carrick W.	Ind	662	36.5
Nixon A.	Lib	478	26.3
<b>Turnout</b>		48.4	0.7

### Aspatria & Allonby (3982)

		vote	share
<b>Blair J.</b>	Lab	1,217	59.2
Relph E.	Con	838	40.8
<b>Turnout</b>		51.6	18.4

### Barrow (Barrow Island) (3173)

		vote	share
<b>Hartshorn G.</b>	Lab	825	68.6
Clay D.	Con	377	31.4
<b>Turnout</b>		37.9	37.3

### Barrow (Hawcoat) (10798)<sup>2</sup>

		vote	share
<b>Brown J.</b>	Con	2,123	57.1
<b>Smith G.</b>	Con	2,012	-
Macmillan J.	Lab	1,598	42.9
Duff P.	Lab	1,571	-
<b>Turnout</b>		33.8	14.1

### Barrow (Hindpool Ramsden & Centra) (7709)<sup>2</sup>

		vote	share
<b>Benn I.</b>	Lab	1,685	65.9
<b>Tait A. Ms.</b>	Lab	1,570	-
Phillips A. Ms.	Con	870	34.1
<b>Turnout</b>		26.8	31.9

### Barrow (Newbarns) (11250)<sup>3</sup>

		vote	share
<b>Woodburn E.</b>	Lab	2,268	48.2
<b>Tyson T.</b>	Lab	2,240	-
<b>Browne H.</b>	Lab	2,224	-
Sharpe D.	Con	1,672	35.5
Floyd W.	Ind	770	16.3
<b>Turnout</b>		27.8	12.7

### Barrow (Salthouse) (5790)

		vote	share
<b>Proudfoot R.</b>	Lab	1,138	52.3
Hudson W.	Con	1,037	47.7
<b>Turnout</b>		37.6	4.6

### Barrow (Walney) (8053)<sup>2</sup>

		vote	share
<b>Shuttleworth A. Ms.</b>	Lab	2,401	67.3
<b>Christie F.</b>	Lab	2,269	-
Chattaway A. Ms.	Con	1,168	32.7
Merchant G.	Con	979	-
<b>Turnout</b>		42.3	34.5

### Brampton & Gilsland (4137)

		vote	share
<b>Murray S.</b>	Ind	1,649	67.1
Lee E.	Con	601	24.4
Robinson M.	Lab	209	8.5
<b>Turnout</b>		59.4	42.6

### Buttermere & Brigham (4720)

		vote	share
<b>Iredale B. Ms.</b>	Con	1,236	58.3
McCarron J.	Lab	885	41.7
<b>Turnout</b>		44.9	16.5

### Caldbeck & Thursby (3398)

		vote	share
<b>Hetherington M.</b>	Con	1,257	87.0
Miller J.	Lab	187	13.0
<b>Turnout</b>		42.5	74.1

### Carlisle (Belle Vue) (4998)

		vote	share
<b>Fell D.</b>	Lab	1,298	55.8
Allchin H.	Con	1,029	44.2
<b>Turnout</b>		46.6	11.6

### Carlisle (Currock & Denton Holme) (10345)<sup>3</sup>

		vote	share
<b>Bell W.</b>	Lab	2,765	57.7
<b>Johnson T.</b>	Lab	2,755	-
<b>Martlew E.</b>	Lab	2,746	-
Long J.	Con	2,027	42.3
Collier J.	Con	1,904	-
Goldie E.	Con	1,892	-
<b>Turnout</b>		45.4	15.4

### Carlisle (Eden) (4829)

		vote	share
<b>Fawcett H.</b>	Con	1,331	64.5
Coogan G.	Lab	731	35.5
<b>Turnout</b>		42.7	29.1

### Carlisle (Harraby & Petteril) (11491)<sup>3</sup>

		vote	share
<b>Bisland T.</b>	Lab	3,458	71.7
<b>Smith J.</b>	Lab	3,408	-
<b>Little H.</b>	Lab	3,374	-
Kerr D.	Con	1,363	28.3
<b>Turnout</b>		33.6	43.5

### Carlisle (Morton) (5145)

		vote	share
<b>Eilbeck L.</b>	Lab	1,666	68.0
Reid T.	Con	784	32.0
<b>Turnout</b>		47.6	36.0

### Carlisle (St. Aidans) (5260)

		vote	share
<b>Stockdale I.</b>	Lab	1,399	51.9
Dudson G.	Con	1,295	48.1
<b>Turnout</b>		51.2	3.9

### Carlisle (Stanwix) (5088)

		vote	share
<b>Hutchinson A.</b>	Con	1,604	59.3
Etherington J. Ms.	Lab	1,103	40.7
<b>Turnout</b>		53.2	18.5

### Carlisle (Trinity) (5344)

		vote	share
<b>Graham A.</b>	Lab	1,589	58.2
O'Reilly N.	Con	1,004	36.7
Graham W.	Ind Con	139	5.1
<b>Turnout</b>		51.1	21.4

### Cartmel (4147)

		vote	share
<b>Naylor T.</b>	Con	1,088	55.7
Parker F.	Ind	866	44.3
<b>Turnout</b>		47.1	11.4

### Cleator Moor (5286)

		vote	share
<b>Watson W.</b>	Ind	1,807	59.8
Green L.	Lab	1,217	40.2
<b>Turnout</b>		57.2	19.5

### Cockermouth (4773)

		vote	share
<b>Richardson J.</b>	Con	1,218	51.1
Hannah R.	Lab	1,164	48.9
<b>Turnout</b>		49.9	2.3

### Crooklands (4699)

		vote	share
<b>Maccauley V. Ms.</b>	Ind	948	33.2
Clarkson-Webb	Con	881	30.8
Davies G.	Lib	683	23.9
Wilson D.	Lab	347	12.1
<b>Turnout</b>		60.8	2.3

### Dalston & Cummersdale (3970)

		vote	share
<b>Ross C.</b>	Con	1,357	77.9
Stalker J.	Lab	385	22.1
<b>Turnout</b>		43.9	55.8

### Dalton North (4122)

		vote	share
<b>Phizacklea P.</b>	Lab	1,308	59.4
Baker F.	Ind	895	40.6
<b>Turnout</b>		53.4	18.7

### Dalton South (4025)

		vote	share
<b>Bibby J.</b>	Lab	1,004	67.5
Hepworth N.	Con	484	32.5
<b>Turnout</b>		37.0	34.9

### Dearham & Bothel (5286)

		vote	share
<b>Dobie W.</b>	Lab	1,581	65.4
Hicks E.	Ind	838	34.6
<b>Turnout</b>		45.8	30.7

### Distington & Moresby (4204)

		vote	share
<b>Eagles J.</b>	Lab	0	0.0
<b>Turnout</b>		0.0	0.0

### Egremont (5142)

		vote	share
<b>McPoland F. Ms.</b>	Lab	1,441	58.1
Roberts J.	Con	1,040	41.9
<b>Turnout</b>		48.2	16.2

### Ewanrigg & Flimby (4039)

		vote	share
<b>Wilkinson G.</b>	Lab	0	0.0
<b>Turnout</b>		0.0	0.0

### Frizington & Ennerdale (3392)

		vote	share
<b>Green J.</b>	Lab	1,042	51.0
Rawling W.	Ind	860	42.1
Kilbride J.	Ind	141	6.9
<b>Turnout</b>		60.2	8.9

### Grange (3576)

		vote	share
<b>Taylor J.</b>	Con	1,058	58.6
Drury A.	Lib	748	41.4
<b>Turnout</b>		50.5	17.2

### Greystoke & Mungrisdale (3990)

		vote	share
<b>Howard S.</b>	Ind	0	0.0
<b>Turnout</b>		0.0	0.0

### Hayton & Wetheral (5138)

		vote	share
<b>Cantwell H.</b>	Con	1,440	58.0
Macinnes J.	Ind	646	26.0
Smith N.	Lab	396	16.0
<b>Turnout</b>		48.3	32.0

### Hesket & Kirkoswald (4656)

		vote	share
<b>Bell J.</b>	Con	1,481	55.2
Holliday J.	Ind	1,201	44.8
<b>Turnout</b>		57.6	10.4

High Furness (4105)			
		vote	share
<b>Usher G.</b>	Con	1,251	70.4
Airey J.	Lab	526	29.6
<b>Turnout</b>		43.3	40.8
Kendal (Castle & Highgate) (4876)			
		vote	share
<b>Kemp E. Ms.</b>	Lab	896	40.9
Stewart W.	Ind	834	38.1
Haworth F. Ms.	Ind	461	21.0
<b>Turnout</b>		44.9	2.8
Kendal (Far Cross) (3199)			
		vote	share
<b>Mason G.</b>	Lab	595	37.7
Smith D.	Ind	501	31.8
Walker W.	Lib	481	30.5
<b>Turnout</b>		49.3	6.0
Kendal (Fell & Strickland) (4397)			
		vote	share
<b>Fox T.</b>	Con	1,012	56.3
Dobson A. Ms.	Lab	653	36.3
Hesmondhalgh W.	Ind	134	7.4
<b>Turnout</b>		40.9	20.0
Kendal (Nether) (4276)			
		vote	share
<b>Barker E.</b>	Con	1,169	56.0
Cotton F.	Lab	920	44.0
<b>Turnout</b>		48.9	11.9
Kent Estuary (4768)			
		vote	share
<b>Marshall D. Ms.</b>	Con	1,425	52.1
Collins J.	Lib	1,104	40.4
Tallon M. Ms.	Lab	206	7.5
<b>Turnout</b>		57.4	11.7
Keswick & St. Johns (4723)			
		vote	share
<b>Brannan T.</b>	Con	1,539	65.5
Fryer J.	Lab	809	34.5
<b>Turnout</b>		49.7	31.1
Kingmoor & Houghton (3965)			
		vote	share
<b>Wannop T.</b>	Con	1,689	77.3
Cormack H.	Lab	495	22.7
<b>Turnout</b>		55.1	54.7
Kirkby Stephen (3421)			
		vote	share
<b>Frankland E.</b>	Con	1,009	55.0
Cradock M. Ms.	Ind	380	20.7
Salter A.	Lib	252	13.7
Sandy J.	Lab	195	10.6
<b>Turnout</b>		53.7	34.3
Lakes (3881)			
		vote	share
<b>James I. Ms.</b>	Con	1,188	65.9
Cole J.	Lib	422	23.4
Varty J.	Lab	192	10.7
<b>Turnout</b>		46.4	42.5
Longtown & Bewcastle (3870)			
		vote	share
<b>Westoll J.</b>	Ind	1,085	54.8
Simpson E.	Lab	583	29.4
Dixon W.	Ind	313	15.8
<b>Turnout</b>		51.2	25.3
Low Furness (3773)			
		vote	share
<b>Cooper W.</b>	Con	1,259	71.1
Hamilton J.	Lab	512	28.9
<b>Turnout</b>		46.9	42.2

Lowther (2318)			
		vote	share
<b>Lowther A.</b>	Con	0	0.0
<b>Turnout</b>		0.0	0.0
Maryport Central (4416)			
		vote	share
<b>Cameron W.</b>	Lab	1,521	62.7
Ferguson T.	Ind	905	37.3
<b>Turnout</b>		54.9	25.4
Millom (6014)			
		vote	share
<b>Cross P.</b>	Ind	1,542	66.6
Tyson E.	Lab	774	33.4
<b>Turnout</b>		38.5	33.2
Muncaster & Seascale (3974)			
		vote	share
<b>Grice R.</b>	Ind	983	44.5
Needham L.	Ind	661	29.9
Tuley C.	Lab	564	25.5
<b>Turnout</b>		55.6	14.6
Penrith East (4685)			
		vote	share
<b>Shepherd R.</b>	Con	1,170	69.4
Hayton E.	Lab	516	30.6
<b>Turnout</b>		36.0	38.8
Penrith West (3708)			
		vote	share
<b>Bain E.</b>	Con	1,110	70.7
Wheeler T.	Lab	459	29.3
<b>Turnout</b>		42.3	41.5
Seaton & Winscales (4547)			
		vote	share
<b>Eaton A.</b>	Lab	1,757	76.3
Cowen M. Ms.	Ind	546	23.7
<b>Turnout</b>		50.6	52.6
Sedburgh (4344)			
		vote	share
<b>Luxton G.</b>	Lib	908	43.5
Sisson G.	Con	895	42.9
Ashburner D.	Lab	282	13.5
<b>Turnout</b>		48.0	0.6
Shap (2901)			
		vote	share
<b>Railton J.</b>	Con	691	44.3
Wills J. Ms.	Lab	639	41.0
Alderson J.	Ind	230	14.7
<b>Turnout</b>		53.8	3.3
Silloth & Holme Abbey (4495)			
		vote	share
<b>Holliday J.</b>	Ind	1,628	73.2
Campbell W.	Lab	597	26.8
<b>Turnout</b>		49.5	46.3
St. Bees & Gosforth (4159)			
		vote	share
<b>Moulding T.</b>	Con	1,707	72.8
Coles K.	Lab	639	27.2
<b>Turnout</b>		56.4	45.5
Ulverston (Central North & East) (4008)			
		vote	share
<b>Walls W.</b>	Con	1,236	51.8
Crook W.	Lab	1,152	48.2
<b>Turnout</b>		59.6	3.5
Ulverston (South & West) (5185)			
		vote	share
<b>Craven J. Ms.</b>	Con	1,371	52.4
Ley J.	Lab	1,243	47.6
<b>Turnout</b>		50.4	4.9

Upper Kent (4611)			
		vote	share
<b>Acland W. Ms.</b>	Ind	1,075	46.5
Dargue W.	Con	1,048	45.3
Hayes L.	Lab	190	8.2
<b>Turnout</b>		50.2	1.2
Whitehaven (Bransty) (3627)			
		vote	share
<b>Glasson W.</b>	Con	787	48.0
Dixon W.	Lab	537	32.7
Hurd A. Ms.	Lib	316	19.3
<b>Turnout</b>		45.2	15.2
Whitehaven (Hensingham) (6067)			
		vote	share
<b>Benson A.</b>	Lab	1,435	60.0
Sempill J.	Con	956	40.0
<b>Turnout</b>		39.4	20.0
Whitehaven (Kells & Sandwith) (5113)			
		vote	share
<b>Jepson C. Ms.</b>	Lab	1,748	76.7
Reay L.	Con	532	23.3
<b>Turnout</b>		44.6	53.3
Whitehaven (Mirehouse) (3973)			
		vote	share
<b>Petrie H.</b>	Lab	0	0.0
<b>Turnout</b>		0.0	0.0
Wigton & Kirkbride (4536)			
		vote	share
<b>Gorman L. Ms.</b>	Lab	1,145	50.8
Young G.	Con	1,109	49.2
<b>Turnout</b>		49.7	1.6
Windermere (5967)			
		vote	share
<b>Shelton T.</b>	Con	1,685	70.6
Lubbuck G.	Lab	703	29.4
<b>Turnout</b>		40.0	41.1
Workington (Harrington) (2577)			
		vote	share
<b>Thomas H.</b>	Ind	823	54.1
Heron T.	Lab	699	45.9
<b>Turnout</b>		59.1	8.1
Workington (Seaton & St. Michael' (5770)			
		vote	share
<b>Munro M.</b>	Lab	1,787	71.9
Jackson J.	Con	699	28.1
<b>Turnout</b>		43.1	43.8
Workington (South) (7334) <sup>2</sup>			
		vote	share
<b>Thomas A. Ms.</b>	Lab	0	0.0
Minto W.	Lab	0	-
<b>Turnout</b>		0.0	0.0
Workington (St. Johns) (5238)			
		vote	share
<b>Conaway L.</b>	Con	1,712	66.1
Askew W.	Lab	879	33.9
<b>Turnout</b>		49.5	32.1

## Cumbria 1977

### Alston (1573)

		vote	share
Dixon D. Ms.*	Ind	0	0.0

Turnout 0.0 0.0

### Appleby (3983)

		vote	share
Wappett A. Ms.*	Ind	1,588	92.9
Dobson B.	Lab	121	7.1

Turnout 42.9 85.8

### Aspatria & Allonby (3919)

		vote	share
Relph W.	Con	1,023	57.1
Mulgrew V.	Lab	768	42.9

Turnout 45.7 14.2

### Barrow (Barrow Island) (3166)

		vote	share
Hartshorn G.*	Lab	756	60.4
Poole S.	Con	495	39.6

Turnout 39.5 20.9

### Barrow (Hawcoat) (10711)<sup>2</sup>

		vote	share
Brown J.*	Con	2,695	70.7
Smith G.*	Con	2,661	-
Johnson L.	Lab	1,115	29.3
Gahan H.	Lab	1,069	-

Turnout 35.2 41.5

### Barrow (Hindpool Ramsden & Centra) (7206)<sup>2</sup>

		vote	share
Benn I.*	Lab	1,266	46.2
Tait A. Ms.*	Lab	1,227	-
Floyd W.	Con	848	31.0
Tilley M. Ms.	Lib	334	12.2
Woodburn E.	Ind	291	10.6
White H.	Lib	270	-

Turnout 29.4 15.3

### Barrow (Newbarns) (10913)<sup>3</sup>

		vote	share
Ernshaw J.	Con	2,078	54.5
Liversedge C.	Con	2,051	-
O'Connell J.	Con	2,005	-
Browne H.*	Lab	1,734	45.5
Gallagher F.	Lab	1,652	-
Garnett J.	Lab	1,603	-

Turnout 34.0 9.0

### Barrow (Salhouse) (6011)

		vote	share
Hudson W.	Con	1,261	55.6
Proudfoot F. Ms.*	Lab	1,007	44.4

Turnout 37.7 11.2

### Barrow (Walney) (8303)<sup>2</sup>

		vote	share
Shuttleworth A. Ms.*	Lab	2,239	60.9
Christie F.*	Lab	2,090	-
Slade J. Ms.	Con	1,438	39.1
Smith P. Ms.	Con	1,390	-

Turnout 43.1 21.8

### Brampton & Gilsland (4183)

		vote	share
Murray S.*	Ind	1,546	92.2
Purdie J. Ms.	Lab	130	7.8

Turnout 40.1 84.5

### Buttermere & Brigham (4935)

		vote	share
Iredale B. Ms.*	Con	1,559	60.7
Stewardson R.	Lab	1,011	39.3

Turnout 52.1 21.3

### Caldbeck & Thursby (3474)

		vote	share
Fairbairn D.	Con	1,258	91.9
Gorman H.	Lab	111	8.1

Turnout 39.4 83.8

### Carlisle (Belle Vue) (5728)

		vote	share
Fell D.*	Lab	1,436	49.1
Allchin H.	Con	1,208	41.3
Teasdale J.	Lib	278	9.5

Turnout 51.0 7.8

### Carlisle (Currock & Denton Holme) (9904)<sup>3</sup>

		vote	share
Martlew E.*	Lab	2,523	50.5
Morley D. Ms.	Con	2,475	49.5
Walker A.	Lab	2,463	-
Bell W.*	Lab	2,456	-
Murray I. Ms.	Con	2,375	-
Powell C.	Con	2,333	-

Turnout 49.2 1.0

### Carlisle (Eden) (4462)

		vote	share
Fawcett H.*	Con	1,508	76.7
Cormack H.	Lab	457	23.3

Turnout 44.0 53.5

### Carlisle (Harraby & Petheril) (11530)<sup>3</sup>

		vote	share
Little H.*	Lab	2,951	64.5
Whalley G.	Lab	2,846	-
Stockdale I.	Lab	2,741	-
Collier J.	Con	1,622	35.5
Harris A.	Con	1,505	-
Nicholson C.	Con	1,501	-

Turnout 38.1 29.1

### Carlisle (Morton) (6444)

		vote	share
Eilbeck L.*	Lab	2,037	60.9
Irving D.	Con	1,309	39.1

Turnout 51.9 21.8

### Carlisle (St. Aidans) (5185)

		vote	share
Dudson G.	Con	1,752	61.1
Shepherd R.	Lab	1,116	38.9

Turnout 55.3 22.2

### Carlisle (Stanwix) (5338)

		vote	share
Hutchinson A.*	Con	1,986	74.3
Aitken K.	Lab	686	25.7

Turnout 50.1 48.7

### Carlisle (Trinity) (5224)

		vote	share
Graham A.*	Lab	1,282	47.0
Grant A.	Con	1,036	37.9
Aldersey R.	Lib	412	15.1

Turnout 52.3 9.0

### Cartmel (4423)

		vote	share
Naylor P.*	Con	0	0.0

Turnout 0.0 0.0

### Cleator Moor (5381)

		vote	share
Watson W.*	Ind	1,537	54.4
Maxwell W.	Lab	1,290	45.6

Turnout 52.5 8.7

### Cockermouth (5246)

		vote	share
Smith T.	Con	1,520	59.7
Hannah R.	Lab	804	31.6
Henderson J. Ms.	Lib	224	8.8

Turnout 48.6 28.1

### Crooklands (5073)

		vote	share
Macaulay V. Ms.*	Con	1,973	87.6
Bateson K.	Lab	278	12.4

Turnout 44.4 75.3

### Dalston & Cummersdale (3853)

		vote	share
Ross C.*	Con	1,303	82.8
O'Reilly M.	Lab	271	17.2

Turnout 40.9 65.6

### Dalton North (4135)

		vote	share
Phizaclea P.*	Lab	1,061	56.1
Duncan W. Ms.	Con	831	43.9

Turnout 45.8 12.2

### Dalton South (3976)

		vote	share
Kirkham J.	Con	743	50.0
Smith W.	Lab	685	46.1
Leahrie J.	Lib	59	4.0

Turnout 37.4 3.9

### Dearham & Bothel (5149)

		vote	share
Hird D.	Con	1,270	46.6
Hully J.	Lab	1,161	42.6
Hardingham J.	Ind	193	7.1
Chambers M.	Lib	103	3.8

Turnout 53.0 4.0

### Distington & Moresby (4195)

		vote	share
Sunderland J.	Con	846	50.2
Eagles J.*	Lab	840	49.8

Turnout 40.2 0.4

### Egremont (5184)

		vote	share
Tuly C.	Lab	1,514	54.3
Steel J.	Con	1,276	45.7

Turnout 53.8 8.5

### Ewanrigg & Flimby (3888)

		vote	share
McKillin J.	Lab	767	59.5
McCarron J.	Ind	470	36.4
Taylor U. Ms.	Con	53	4.1

Turnout 33.2 23.0

### Frizington & Ennerdale (3385)

		vote	share
Owen E.	Lab	928	51.7
Rawling W.	Ind	783	43.6
Seward G.	Lib	83	4.6

Turnout 53.0 8.1

### Grange (3656)

		vote	share
Taylor J.*	Con	0	0.0

Turnout 0.0 0.0

### Greystoke & Mungrisdale (4091)

		vote	share
Riley T.	Con	0	0.0

Turnout 0.0 0.0

### Hayton & Wetheral (5285)

		vote	share
Cantwell H.*	Con	1,969	87.5
Swarbrick J.	Lab	282	12.5

Turnout 42.6 74.9

### Hesket & Kirkoswald (4826)

		vote	share
Bell J.*	Con	0	0.0

Turnout 0.0 0.0

<b>High Furness (4207)</b>							
<b>Inman J.</b>	Con	vote	share				
		0	0.0				
<b>Turnout</b>				0.0	0.0		
<b>Kendal (Castle &amp; Highgate) (5248)</b>							
<b>Ewart M. Ms.</b>	Con	vote	share				
<b>Kemp E. Ms.*</b>	Lab	1,309	62.6				
		781	37.4				
<b>Turnout</b>				39.8	25.3		
<b>Kendal (Far Cross) (3248)</b>							
<b>Ledde R.</b>	Con	vote	share				
<b>Mason G.*</b>	Lab	728	49.9				
<b>Wates B.</b>	Lib	403	27.6				
		328	22.5				
<b>Turnout</b>				44.9	22.3		
<b>Kendal (Fell &amp; Strickland) (4424)</b>							
<b>Fox T.*</b>	Con	vote	share				
<b>Dobson A. Ms.</b>	Lab	1,107	64.8				
<b>Wilson A.</b>	Lib	304	17.8				
		298	17.4				
<b>Turnout</b>				38.6	47.0		
<b>Kendal (Nether) (4846)</b>							
<b>Barker E.*</b>	Con	vote	share				
<b>Bateson J.</b>	Lab	1,493	77.9				
		423	22.1				
<b>Turnout</b>				39.5	55.8		
<b>Kent Estuary (5093)</b>							
<b>Marshall D. Ms.*</b>	Con	vote	share				
<b>Bland J.</b>	Ind	1,599	61.1				
		1,016	38.9				
<b>Turnout</b>				51.3	22.3		
<b>Keswick &amp; St. Johns (5145)</b>							
<b>Brannan M.*</b>	Con	vote	share				
<b>Fryer J.</b>	Lab	1,753	71.3				
<b>Rothwell F.</b>	Lib	504	20.5				
		201	8.2				
<b>Turnout</b>				47.8	50.8		
<b>Kingmoor &amp; Houghton (4083)</b>							
<b>Weldon A.</b>	Con	vote	share				
<b>Barclay R.</b>	Lab	1,792	89.2				
		216	10.8				
<b>Turnout</b>				49.2	78.5		
<b>Kirkby Stephen (3467)</b>							
<b>Frankland E.*</b>	Con	vote	share				
		0	0.0				
<b>Turnout</b>				0.0	0.0		
<b>Lakes (4134)</b>							
<b>James I. Ms.*</b>	Con	vote	share				
<b>Hopkin I.</b>	Lab	1,239	85.6				
		208	14.4				
<b>Turnout</b>				35.0	71.3		
<b>Longtown &amp; Bewcastle (3947)</b>							
<b>Golightly R.</b>	Con	vote	share				
<b>Nixon J.</b>	Lab	1,606	76.0				
		508	24.0				
<b>Turnout</b>				53.6	51.9		
<b>Low Furness (3192)</b>							
<b>Cooper W.*</b>	Con	vote	share				
<b>Hamilton J.</b>	Lab	1,151	80.9				
		272	19.1				
<b>Turnout</b>				44.6	61.8		
<b>Lowther (2372)</b>							
<b>Lowther A.*</b>	Con	vote	share				
		0	0.0				
<b>Turnout</b>				0.0	0.0		
<b>Maryport Central (4887)</b>							
<b>Cameron W.*</b>	Lab	vote	share				
<b>Habard K. Ms.</b>	Ind	1,288	57.0				
		973	43.0				
<b>Turnout</b>				46.3	13.9		
<b>Millom (6078)</b>							
<b>Cross P.*</b>	Ind	vote	share				
<b>Bradley J.</b>	Lab	1,372	59.3				
		942	40.7				
<b>Turnout</b>				38.1	18.6		
<b>Muncaster &amp; Seascale (4145)</b>							
<b>Christopher T.</b>	Con	vote	share				
<b>Postlethwaite W.</b>	Ind	1,152	46.1				
<b>McWilliam I.</b>	Ind	614	24.6				
<b>Pike M.</b>	Lab	525	21.0				
		210	8.4				
<b>Turnout</b>				60.3	21.5		
<b>Penrith East (5095)</b>							
<b>Gresham T.</b>	Con	vote	share				
<b>Elliott I.</b>	Lab	1,452	80.7				
		348	19.3				
<b>Turnout</b>				35.3	61.3		
<b>Penrith West (3789)</b>							
<b>Reay R.</b>	Ind	vote	share				
<b>Young D.</b>	Con	720	51.2				
<b>Jackson P.</b>	Lab	566	40.3				
		119	8.5				
<b>Turnout</b>				37.1	11.0		
<b>Seaton &amp; Winscales (4852)</b>							
<b>Parker B. Ms.</b>	Con	vote	share				
<b>Eaton A.*</b>	Lab	1,130	50.8				
		1,094	49.2				
<b>Turnout</b>				45.8	1.6		
<b>Sedburgh (4330)</b>							
<b>Wilkinson A.</b>	Con	vote	share				
<b>Luxton G.*</b>	Lib	1,223	63.8				
<b>Ashburner D.</b>	Lab	516	26.9				
		177	9.2				
<b>Turnout</b>				44.2	36.9		
<b>Shap (2971)</b>							
<b>Railton J.*</b>	Con	vote	share				
<b>Wilson D. Ms.</b>	Lab	770	76.0				
		243	24.0				
<b>Turnout</b>				34.1	52.0		
<b>Silloth &amp; Holme Abbey (4593)</b>							
<b>Holliday J.*</b>	Con	vote	share				
<b>Dinning N.</b>	Lab	1,909	88.9				
		238	11.1				
<b>Turnout</b>				46.7	77.8		
<b>St. Bees &amp; Gosforth (4494)</b>							
<b>Moulding T.*</b>	Con	vote	share				
<b>Gadsden T.</b>	Lab	2,028	77.8				
		580	22.2				
<b>Turnout</b>				58.0	55.5		
<b>Ulverston (Central North &amp; East) (3984)</b>							
<b>Walls W.*</b>	Con	vote	share				
<b>Ennion K.</b>	Lab	1,116	62.0				
		684	38.0				
<b>Turnout</b>				45.2	24.0		
<b>Ulverston (South &amp; West) (5277)</b>							
<b>Craven J. Ms.*</b>	Con	vote	share				
<b>Bramhall I.</b>	Lab	1,497	69.7				
		650	30.3				
<b>Turnout</b>				40.7	39.5		
<b>Upper Kent (5033)</b>							
<b>Farrer T.</b>	Con	vote	share				
<b>Acland W. Ms.*</b>	Ind	1,479	62.3				
		895	37.7				
<b>Turnout</b>				47.2	24.6		
<b>Whitehaven (Bransty) (3795)</b>							
<b>Gray R.</b>	Con	vote	share				
<b>Bennett P.</b>	Lab	1,023	62.2				
		621	37.8				
<b>Turnout</b>				43.3	24.5		
<b>Whitehaven (Hensingham) (5724)</b>							
<b>Salmon E.</b>	Con	vote	share				
<b>Benson A.*</b>	Lab	1,525	52.6				
		1,376	47.4				
<b>Turnout</b>				50.7	5.1		
<b>Whitehaven (Kells &amp; Sandwith) (4861)</b>							
<b>Jepson C. Ms.*</b>	Lab	vote	share				
<b>Simpson J. Ms.</b>	Con	1,458	64.1				
<b>Metcalfe E.</b>	Lib	724	31.9				
		91	4.0				
<b>Turnout</b>				46.8	32.3		
<b>Whitehaven (Mirehouse) (3988)</b>							
<b>Petrie H.*</b>	Lab	vote	share				
<b>Adams W.</b>	Con	1,204	73.9				
		425	26.1				
<b>Turnout</b>				40.8	47.8		
<b>Wigton &amp; Kirkbride (4707)</b>							
<b>Stordy H.</b>	Con	vote	share				
<b>Gorman L. Ms.*</b>	Lab	1,436	64.0				
		807	36.0				
<b>Turnout</b>				47.7	28.0		
<b>Windermere (6081)</b>							
<b>Shelton T.*</b>	Con	vote	share				
<b>Astle A.</b>	Lab	1,858	78.1				
		521	21.9				
<b>Turnout</b>				39.1	56.2		
<b>Workington (Harrington) (2838)</b>							
<b>Thomas H.*</b>	Ind	vote	share				
<b>Meleish M.</b>	Lab	983	64.5				
		540	35.5				
<b>Turnout</b>				53.7	29.1		
<b>Workington (Seaton &amp; St. Michael' (5222)</b>							
<b>Moore M.</b>	Lab	vote	share				
<b>Gaunt J.</b>	Con	1,458	57.2				
		1,092	42.8				
<b>Turnout</b>				48.8	14.4		
<b>Workington (South) (7657)<sup>2</sup></b>							
<b>Minto W.*</b>	Lab	vote	share				
<b>Valentine J.</b>	Lab	2,234	69.3				
<b>Heron M.</b>	Con	2,066	-				
<b>Elliott J.</b>	Con	988	30.7				
		971	-				
<b>Turnout</b>				40.9	38.7		
<b>Workington (St. Johns) (5316)</b>							
<b>Conaway L.*</b>	Con	vote	share				
<b>Holme T.</b>	Lab	1,934	69.4				
		854	30.6				
<b>Turnout</b>				52.4	38.7		

## Cumbria 1981

### Alston (1535)

		vote	share
Dixon D. Ms.	Ind	502	72.6
Montgomery A. Ms.	Lab	189	27.4
<b>Turnout</b>		45.0	45.3

### Appleby (4463)

		vote	share
Wappett A. Ms.	Ind	0	0.0
<b>Turnout</b>		0.0	0.0

### Aspatria (4709)

		vote	share
Dinning M. Ms.	Lab	1,424	62.0
Relph W.	Con	874	38.0
<b>Turnout</b>		48.8	23.9

### Barrow Island (2973)

		vote	share
Hartshorn G.	Lab	889	78.3
Earnshaw G.	Con	246	21.7
<b>Turnout</b>		38.2	56.7

### Belah (4644)

		vote	share
Wilson D.	Con	1,280	56.4
Stothard G.	Lab	990	43.6
<b>Turnout</b>		48.9	12.8

### Belle Vue (4471)

		vote	share
Oswald J.	Lab	1,111	54.2
Potter R.	Con	505	24.6
Gray J.	Lib	434	21.2
<b>Turnout</b>		45.9	29.6

### Botcherby (4562)

		vote	share
Watson R.	Lab	1,534	81.7
Gray J. Ms.	Con	343	18.3
<b>Turnout</b>		41.1	63.5

### Brampton & Gilsland (4361)

		vote	share
Murray S.	Ind	1,273	74.8
Lewis N. Ms.	Lab	429	25.2
<b>Turnout</b>		39.0	49.6

### Bransty (4138)

		vote	share
Devlin M. Ms.	Lab	1,331	54.8
Somers J.	Con	1,100	45.2
<b>Turnout</b>		58.7	9.5

### Buttermere & Derwent (4802)

		vote	share
Allison R.	Con	1,492	61.0
Askew J.	Lab	952	39.0
<b>Turnout</b>		50.9	22.1

### Cartmel (4153)

		vote	share
Naylor T.	Con	1,265	73.1
Jackson K.	Lab	466	26.9
<b>Turnout</b>		41.7	46.2

### Central (4268)

		vote	share
Benn I.	Lab	1,083	76.9
Dawson G.	Con	326	23.1
<b>Turnout</b>		33.0	53.7

### Cleator Moor North (4930)

		vote	share
Owen B.	Lab	1,995	81.8
Elsam R.	Con	445	18.2
<b>Turnout</b>		49.5	63.5

### Cleator Moor South (4195)

		vote	share
Poole G.	Lab	1,188	60.0
Rawling W.	Con	690	34.8
Seward S.	Lib	102	5.2
<b>Turnout</b>		47.2	25.2

### Cockermouth (5512)

		vote	share
Hannah R.	Lab	1,683	57.3
Smith T.	Con	1,256	42.7
<b>Turnout</b>		53.3	14.5

### Crooklands (4079)

		vote	share
Macaulay V. Ms.	Con	1,131	55.3
Raymond S.	Lib	916	44.7
<b>Turnout</b>		50.2	10.5

### Currock (4626)

		vote	share
Bell W.	Lab	1,329	79.6
Sarginson P.	Con	340	20.4
<b>Turnout</b>		36.1	59.3

### Dalston & Cummersdale (4855)

		vote	share
Ross C.	Con	1,191	56.7
Hilton M.	Lib	553	26.3
Weber C.	Lab	357	17.0
<b>Turnout</b>		43.3	30.4

### Dalton North (4242)

		vote	share
Phizacklea P.	Lab	1,290	70.3
Skelton P. Ms.	Con	545	29.7
<b>Turnout</b>		43.3	40.6

### Dalton South (4147)

		vote	share
Smith W.	Lab	966	67.9
Kirkman M. Ms.	Con	456	32.1
<b>Turnout</b>		34.3	35.9

### Dearham & Bassenthwaite (4305)

		vote	share
Clark A.	Lab	1,251	52.8
Bird D.	Con	1,118	47.2
<b>Turnout</b>		55.0	5.6

### Denton Holme (4388)

		vote	share
Martlew E.	Lab	1,277	65.7
Sword A.	Con	667	34.3
<b>Turnout</b>		44.3	31.4

### Distington & Moresby (4399)

		vote	share
Hildrop A.	Lab	1,616	68.9
Coates J.	Con	731	31.1
<b>Turnout</b>		53.4	37.7

### Egremont (5983)

		vote	share
Tuley C.	Lab	2,164	69.6
Crawford D.	Con	945	30.4
<b>Turnout</b>		52.0	39.2

### Far Cross (4698)

		vote	share
Buckingham S. Ms.	Lib	1,074	42.1
Clark S.	Con	928	36.4
Wilson D. Ms.	Lab	550	21.6
<b>Turnout</b>		54.3	5.7

### Grange (4262)

		vote	share
Taylor J.	Con	1,371	75.8
Lawson G.	Lab	437	24.2
<b>Turnout</b>		42.4	51.7

### Greystoke & Mungrisdale (4242)

		vote	share
Riley T.	Con	0	0.0
<b>Turnout</b>		0.0	0.0

### Harraby (4803)

		vote	share
Whalley G.	Lab	1,514	68.9
Foster J. Ms.	Con	684	31.1
<b>Turnout</b>		45.8	37.8

### Harrington & Salterbeck (3759)

		vote	share
Ennever W.	Lab	1,767	82.6
Parker J.	Con	373	17.4
<b>Turnout</b>		56.9	65.1

### Hawcoat (4635)

		vote	share
Smith G.	Con	1,300	68.1
O'Shea M.	Lab	610	31.9
<b>Turnout</b>		41.2	36.1

### Hensingham (4110)

		vote	share
Calvin R.	Lab	1,508	81.3
Burns P.	Con	347	18.7
<b>Turnout</b>		45.1	62.6

### Hesket & Kirkoswald (4939)

		vote	share
Bell J.	Con	1,234	58.0
Bulcock S.	Lib	895	42.0
<b>Turnout</b>		43.1	15.9

### High Furness (4264)

		vote	share
Inman J.	Con	960	56.9
Ennion K.	Lab	370	21.9
Fletcher M.	Ecol	358	21.2
<b>Turnout</b>		39.6	35.0

### Highgate (4479)

		vote	share
Ewart M. Ms.	Con	767	35.9
Jowett M.	Lab	751	35.1
Raymond G.	Lib	619	29.0
<b>Turnout</b>		47.7	0.7

### Hillcrest (3755)

		vote	share
Atkinson J.	Lab	1,177	61.4
Simpson J.	Con	740	38.6
<b>Turnout</b>		51.1	22.8

### Hindpool (4729)

		vote	share
Tait A. Ms.	Lab	1,313	77.3
Quick D.	Con	385	22.7
<b>Turnout</b>		35.9	54.7

### Kells (4026)

		vote	share
Callow H.	Lab	1,697	86.1
Johnston R.	Con	273	13.9
<b>Turnout</b>		48.9	72.3

### Kent Estuary (4577)

		vote	share
Gyngell R.	Con	1,056	52.9
Hogg P.	Lib	942	47.1
<b>Turnout</b>		43.7	5.7

**Keswick & St. Johns (4347)**

		vote	share
Brannan T.	Con	1,024	45.3
Buttle P.	Lab	629	27.9
Blackshaw N.	Lib	605	26.8
<b>Turnout</b>		51.9	17.5

**Kingmoor & Houghton (4461)**

		vote	share
Porter J.	Con	1,473	78.4
Senior E. Ms.	Lab	405	21.6
<b>Turnout</b>		42.1	56.9

**Kirkby Stephen (4112)**

		vote	share
Frankland E.	Con	1,224	78.5
Francis I. Ms.	Lab	335	21.5
<b>Turnout</b>		37.9	57.0

**Lakes (4324)**

		vote	share
Wilson I. Ms.	Con	0	0.0
<b>Turnout</b>		0.0	0.0

**Longtown & Bewcastle (3894)**

		vote	share
Golightly R.	Con	1,004	64.8
Jackson P.	Lab	545	35.2
<b>Turnout</b>		39.8	29.6

**Low Furness (4035)**

		vote	share
Cooper W.	Con	1,059	60.6
Shaw A.	Lab	688	39.4
<b>Turnout</b>		43.3	21.2

**Lowther & Shap (4484)**

		vote	share
Railton J.	Con	0	0.0
<b>Turnout</b>		0.0	0.0

**Lyth Valley (4425)**

		vote	share
Marshall D. Ms.	Con	0	0.0
<b>Turnout</b>		0.0	0.0

**Maryport North (4987)**

		vote	share
Cameron W.	Lab	2,209	74.9
Wallace K. Ms.	Con	741	25.1
<b>Turnout</b>		59.2	49.8

**Maryport South (4530)**

		vote	share
McMillin J.	Lab	0	0.0
<b>Turnout</b>		0.0	0.0

**Millom (5408)**

		vote	share
Duffield J.	Lab	1,480	49.0
Bennetts T.	Con	902	29.8
Hogarth J.	Ind	467	15.4
Dixon D.	Ecol	174	5.8
<b>Turnout</b>		55.9	19.1

**Mirehouse (3772)**

		vote	share
Petrie H.	Lab	1,510	87.7
Parker E. Ms.	Con	212	12.3
<b>Turnout</b>		45.7	75.4

**Moorclose (4293)**

		vote	share
Valentine J.	Lab	1,774	76.7
Elliott J.	Con	540	23.3
<b>Turnout</b>		53.9	53.3

**Morton (4351)**

		vote	share
Eilbeck L.	Lab	1,479	65.1
Reid T.	Con	439	19.3
Coulson S.	Lib	353	15.5
<b>Turnout</b>		52.2	45.8

**Nether (4867)**

		vote	share
Studholme B. Ms.	Lib	1,007	38.6
Barker E.	Con	878	33.7
Dobson A. Ms.	Lab	721	27.7
<b>Turnout</b>		53.5	5.0

**Newbarns (4551)**

		vote	share
Graham N.	Lab	974	56.0
O'Connell J.	Con	766	44.0
<b>Turnout</b>		38.2	12.0

**Ormsgill (4678)**

		vote	share
Lewis W.	Lab	1,126	73.7
Skelton E.	Con	402	26.3
<b>Turnout</b>		32.7	47.4

**Parkside (4292)**

		vote	share
Liversedge C.	Con	867	53.8
McWhinnie W.	Lab	745	46.2
<b>Turnout</b>		37.6	7.6

**Penrith North West (4446)**

		vote	share
Gresham T.	Con	984	65.1
Gibson J.	Lab	527	34.9
<b>Turnout</b>		34.0	30.2

**Penrith South East (4991)**

		vote	share
Slee E.	Con	889	49.0
Brown M. Ms.	Lab	476	26.2
Wates B.	Lib	450	24.8
<b>Turnout</b>		36.4	22.8

**Risedale (4174)**

		vote	share
Garnett J.	Lab	1,133	80.3
Poole S.	Con	278	19.7
<b>Turnout</b>		33.8	60.6

**Rosecote (3947)**

		vote	share
Gallagher F.	Lab	783	52.8
Hudson W.	Con	701	47.2
<b>Turnout</b>		37.6	5.5

**Seascale & Whicham (5017)**

		vote	share
Strike R.	Con	1,574	69.9
Bradley J.	Lab	526	23.4
McNeill K. Ms.	Ecol	151	6.7
<b>Turnout</b>		44.9	46.6

**Seaton & Winscales (5039)**

		vote	share
Lingard H.	Lab	0	0.0
<b>Turnout</b>		0.0	0.0

**Sedbergh & Kirkby Lonsdale (4456)**

		vote	share
Entwistle J.	Con	944	50.9
Robertson W.	Lib	909	49.1
<b>Turnout</b>		41.6	1.9

**Silloth & Holme Abbey (4672)**

		vote	share
Holliday J.	Con	1,502	74.5
Gorman H.	Lab	514	25.5
<b>Turnout</b>		43.2	49.0

**St. Aidans (4410)**

		vote	share
Glendinning A. Ms.	Lab	1,034	49.0
Parsons D. Ms.	Con	944	44.7
McGarr J.	PARA	134	6.3
<b>Turnout</b>		47.9	4.3

**St. Bees & Gosforth (4673)**

		vote	share
Burgess N. Ms.	Con	1,545	65.3
Banks D.	Lab	821	34.7
<b>Turnout</b>		50.6	30.6

**St. Johns (4780)**

		vote	share
Ardron J.	Lab	1,317	50.9
Conaway L.	Con	1,269	49.1
<b>Turnout</b>		54.1	1.9

**St. Michaels (4467)**

		vote	share
McLeish M.	Lab	1,813	76.9
Hamblin D.	Con	545	23.1
<b>Turnout</b>		52.8	53.8

**Stanwix Urban (4445)**

		vote	share
Fawcett H.	Con	1,435	71.6
Evans H.	Lab	569	28.4
<b>Turnout</b>		45.1	43.2

**Strickland & Fell (4191)**

		vote	share
Fox T.	Con	841	39.7
Blamire J.	Lab	742	35.0
Kaye J.	Lib	538	25.4
<b>Turnout</b>		50.6	4.7

**Trinity (4415)**

		vote	share
Aldersey R.	Lib	1,265	56.2
Elliott W.	Lab	984	43.8
<b>Turnout</b>		50.9	12.5

**Ulverston East (4361)**

		vote	share
Halfpenny S.	Lab	1,431	67.4
Davies W.	Con	693	32.6
<b>Turnout</b>		48.7	34.7

**Ulverston West (5061)**

		vote	share
Craven J. Ms.	Con	1,609	63.2
Russell P.	Lab	935	36.8
<b>Turnout</b>		50.3	26.5

**Upper Kent (4264)**

		vote	share
Farrer T.	Con	0	0.0
<b>Turnout</b>		0.0	0.0

**Upperby (4642)**

		vote	share
Little H.	Lab	1,554	72.2
Collier J.	Con	332	15.4
Horsfield G.	Lib	267	12.4
<b>Turnout</b>		46.4	56.8

**Walney North (3783)**

		vote	share
Nicholson A.	Lab	1,130	74.4
Griffin D. Ms.	Con	389	25.6
<b>Turnout</b>		40.2	48.8

**Walney South (4680)**

		vote	share
Christie F.	Lab	1,272	70.3
Smith P. Ms.	Con	537	29.7
<b>Turnout</b>		38.7	40.6



<b>Warnell (4294)</b>			
		<b>vote</b>	<b>share</b>
<b>Quayle G. Ms.</b>	Con	1,007	57.5
Macdonald P. Ms.	Lib	744	42.5
<b>Turnout</b>		40.8	15.0

<b>Westfield (3906)</b>			
		<b>vote</b>	<b>share</b>
<b>Minto W.</b>	Lab	1,892	88.8
Lytollis K. Ms.	Con	239	11.2
<b>Turnout</b>		54.6	77.6

<b>Wetheral (4274)</b>			
		<b>vote</b>	<b>share</b>
<b>Hutchinson A.</b>	Con	1,077	56.2
Barraclough R.	Lib	838	43.8
<b>Turnout</b>		44.8	12.5

<b>Wigton (4909)</b>			
		<b>vote</b>	<b>share</b>
<b>Stordy H.</b>	Con	1,060	51.4
Gorman L. Ms.	Lab	1,004	48.6
<b>Turnout</b>		42.0	2.7

<b>Windermere (4801)</b>			
		<b>vote</b>	<b>share</b>
<b>Shelton T.</b>	Con	1,123	51.7
Hatley H.	Lib	542	24.9
Astle A.	Lab	508	23.4
<b>Turnout</b>		45.3	26.7

<b>Yewdale (5203)</b>			
		<b>vote</b>	<b>share</b>
<b>Fell D.</b>	Lab	1,493	62.7
Simpson G.	Con	830	34.8
Bell G.	NF	59	2.5
<b>Turnout</b>		45.8	27.8

## Cumbria 1985

<b>Alston (1603)</b>			
		<b>vote</b>	<b>share</b>
<b>Grenville L.</b>	Ind	0	0.0
<b>Turnout</b>		0.0	0.0

<b>Appleby (4582)</b>			
		<b>vote</b>	<b>share</b>
<b>Wappett A. Ms.*</b>	Ind	1,281	57.1
Fraser J.	Con	962	42.9
<b>Turnout</b>		49.0	14.2

<b>Aspatria (4781)</b>			
		<b>vote</b>	<b>share</b>
<b>Dinning M. Ms.</b>	Lab	1,172	53.7
Hassall D.	Con	1,012	46.3
<b>Turnout</b>		45.7	7.3

<b>Barrow Island (2846)</b>			
		<b>vote</b>	<b>share</b>
<b>Dole M.</b>	Lab	691	75.9
McCullough L.	Con	220	24.1
<b>Turnout</b>		32.0	51.7

<b>Belah (4885)</b>			
		<b>vote</b>	<b>share</b>
<b>Huntley T.</b>	Con	1,226	57.1
Aitken K.	Lab	922	42.9
<b>Turnout</b>		44.0	14.2

<b>Belle Vue (4391)</b>			
		<b>vote</b>	<b>share</b>
<b>Oswald J.*</b>	Lab	1,106	66.0
Huntley H. Ms.	Con	570	34.0
<b>Turnout</b>		38.2	32.0

<b>Botcherby (4519)</b>			
		<b>vote</b>	<b>share</b>
<b>Glendinning A. Ms.*</b>	Lab	1,320	80.5
Allchin H.	Con	320	19.5
<b>Turnout</b>		36.3	61.0

<b>Brampton &amp; Gilsland (4427)</b>			
		<b>vote</b>	<b>share</b>
<b>Murray S.*</b>	Ind	1,324	76.2
Orme B. Ms.	Lab	413	23.8
<b>Turnout</b>		39.2	52.4

<b>Bransty (4437)</b>			
		<b>vote</b>	<b>share</b>
<b>Devlin M. Ms.*</b>	Lab	1,422	59.0
Simon M. Ms.	Con	988	41.0
<b>Turnout</b>		54.3	18.0

<b>Buttermere &amp; Derwent (4729)</b>			
		<b>vote</b>	<b>share</b>
<b>Allison R.</b>	Con	0	0.0
<b>Turnout</b>		0.0	0.0

<b>Cartmel (4285)</b>			
		<b>vote</b>	<b>share</b>
<b>Cavendish R.</b>	Con	0	0.0
<b>Turnout</b>		0.0	0.0

<b>Central (4375)</b>			
		<b>vote</b>	<b>share</b>
<b>McSorley T.</b>	Lab	936	69.6
Tate J.	Con	408	30.4
<b>Turnout</b>		30.7	39.3

<b>Cleator Moor North (5026)</b>			
		<b>vote</b>	<b>share</b>
<b>Poole G.</b>	Lab	1,242	72.6
Morris H. Ms.	Con	469	27.4
<b>Turnout</b>		34.0	45.2

<b>Cleator Moor South (4308)</b>			
		<b>vote</b>	<b>share</b>
<b>Brown G.</b>	Lab	1,110	59.0
Mitchell M. Ms.	Con	564	30.0
Seward S.	Lib/SDP	207	11.0
<b>Turnout</b>		43.7	29.0

<b>Cockermouth (5745)</b>			
		<b>vote</b>	<b>share</b>
<b>Broadbent B.</b>	Con	1,557	51.8
Hannah R.*	Lab	1,451	48.2
<b>Turnout</b>		52.4	3.5

<b>Crooklands (4248)</b>			
		<b>vote</b>	<b>share</b>
<b>Trotter J.</b>	Con	1,126	56.6
Lang A. Ms.	Lib/SDP	863	43.4
<b>Turnout</b>		46.8	13.2

<b>Currock (4654)</b>			
		<b>vote</b>	<b>share</b>
<b>Bell W.*</b>	Lab	1,186	69.8
Hastings G.	Con	513	30.2
<b>Turnout</b>		36.5	39.6

<b>Dalston &amp; Cummersdale (5010)</b>			
		<b>vote</b>	<b>share</b>
<b>Ross C.*</b>	Con	1,176	51.7
Hilton M.	Lib/SDP	695	30.6
Brown M.	Lab	402	17.7
<b>Turnout</b>		45.4	21.2

<b>Dalton North (4254)</b>			
		<b>vote</b>	<b>share</b>
<b>Phizacklea P.*</b>	Lab	1,017	62.4
Vandome P. Ms.	Con	612	37.6
<b>Turnout</b>		38.3	24.9

<b>Dalton South (4397)</b>			
		<b>vote</b>	<b>share</b>
<b>Smith W.</b>	Lab	677	43.9
Smith J.	Con	543	35.2
Lehrie J.	Lib/SDP	321	20.8
<b>Turnout</b>		35.0	8.7

<b>Dearham &amp; Bassenthwaite (4362)</b>			
		<b>vote</b>	<b>share</b>
<b>Clark A.*</b>	Lab	1,176	55.5
Ward E. Ms.	Con	944	44.5
<b>Turnout</b>		48.6	10.9

<b>Denton Holme (4331)</b>			
		<b>vote</b>	<b>share</b>
<b>Martlew E.*</b>	Lab	1,085	59.2
Sutton W.	Con	468	25.5
Coulson S.	Lib/SDP	279	15.2
<b>Turnout</b>		42.3	33.7

<b>Distington &amp; Moresby (4320)</b>			
		<b>vote</b>	<b>share</b>
<b>Hildtop T.*</b>	Lab	1,437	74.7
Roberts G.	Con	487	25.3
<b>Turnout</b>		44.5	49.4

<b>Egremont (6064)</b>			
		<b>vote</b>	<b>share</b>
<b>Tuley L.</b>	Lab	1,516	54.0
Kirkbride J.	Con	846	30.1
Kavanagh J.	Lib/SDP	448	15.9
<b>Turnout</b>		46.3	23.8

<b>Far Cross (4822)</b>			
		<b>vote</b>	<b>share</b>
<b>Burrell R. Ms.</b>	Con	1,242	50.0
Buckingham S. Ms.*	Lib/SDP	1,241	50.0
<b>Turnout</b>		51.5	0.0

<b>Grange (4516)</b>			
		<b>vote</b>	<b>share</b>
<b>Tyson R.</b>	Con	1,362	65.7
Scaife R.	Lib/SDP	711	34.3
<b>Turnout</b>		45.9	31.4

<b>Greystoke &amp; Mungrisdale (4296)</b>			
		<b>vote</b>	<b>share</b>
<b>Riley T.*</b>	Con	0	0.0
<b>Turnout</b>		0.0	0.0

<b>Harraby (4841)</b>			
		<b>vote</b>	<b>share</b>
<b>Whalley G.*</b>	Lab	1,184	50.9
Urwin T.	Lib/SDP	780	33.5
Foster I.	Con	362	15.6
<b>Turnout</b>		48.0	17.4

<b>Harrington &amp; Salterbeck (3687)</b>			
		<b>vote</b>	<b>share</b>
<b>Johnstone G.</b>	Lab	1,431	70.9
Caine A.	Lib/SDP	588	29.1
<b>Turnout</b>		54.8	41.8

<b>Hawcoat (4844)</b>			
		<b>vote</b>	<b>share</b>
<b>Smith G.*</b>	Con	1,333	71.9
Turner J.	Lab	520	28.1
<b>Turnout</b>		38.3	43.9

<b>Hensingham (4043)</b>			
		<b>vote</b>	<b>share</b>
<b>Calvin R.*</b>	Lab	1,277	75.7
Dugan M. Ms.	Lib/SDP	411	24.3
<b>Turnout</b>		41.8	51.3

<b>Hesket &amp; Kirkoswald (5192)</b>			
		<b>vote</b>	<b>share</b>
<b>Youngman D.</b>	Con	1,187	71.0
Pratt G.	Ecol	484	29.0
<b>Turnout</b>		32.2	42.1

High Furness (4454)			
		vote	share
<b>Brayshaw D.</b>	Con	1,119	62.6
Ennion K.	Lab	449	25.1
Gibson R.	Ecol	220	12.3
<b>Turnout</b>		40.1	37.5
Highgate (4939)			
		vote	share
<b>Ewart M. Ms.*</b>	Con	890	35.8
Jowett M.	Lab	865	34.8
Satchell J.	Lib/SDP	730	29.4
<b>Turnout</b>		50.3	1.0
Hillcrest (3911)			
		vote	share
<b>Atkinson J.*</b>	Lab	1,112	56.6
Worsley M. Ms.	Ind	453	23.1
Dugan J.	Lib/SDP	399	20.3
<b>Turnout</b>		50.2	33.6
Hindpool (4800)			
		vote	share
<b>Burns A. Ms.</b>	Lab	1,115	65.5
Brerton C.	Con	392	23.0
Lehrie D.	Lib/SDP	196	11.5
<b>Turnout</b>		35.5	42.5
Kells (3970)			
		vote	share
<b>Callow H.*</b>	Lab	1,350	81.5
Edwards R.	Lib/SDP	306	18.5
<b>Turnout</b>		41.7	63.0
Kent Estuary (4786)			
		vote	share
<b>Gyngell R.*</b>	Con	1,283	59.1
Hogg P.	Lib/SDP	889	40.9
<b>Turnout</b>		45.4	18.1
Keswick & St. Johns (4297)			
		vote	share
<b>Thompson J.*</b>	Con	1,246	64.2
Fletcher J.	Lab	695	35.8
<b>Turnout</b>		45.2	28.4
Kingmoor & Houghton (4650)			
		vote	share
<b>Porter B.</b>	Con	1,395	67.0
Brewis J. Ms.	Lib/SDP	456	21.9
Weber C.	Lab	230	11.1
<b>Turnout</b>		44.8	45.1
Kirkby Stephen (4215)			
		vote	share
<b>Frankland R.*</b>	Con	0	0.0
<b>Turnout</b>		0.0	0.0
Lakes (4650)			
		vote	share
<b>Handley S.</b>	Con	834	43.2
Long R.	Ind	715	37.0
Thomlinson J. Ms.	Lab	382	19.8
<b>Turnout</b>		41.5	6.2
Longtown & Bewcastle (3985)			
		vote	share
<b>Golightly B.*</b>	Con	1,020	61.6
Bradley D.	Lab	637	38.4
<b>Turnout</b>		41.6	23.1
Low Furness (4238)			
		vote	share
<b>Webster R.</b>	Con	1,281	71.4
Wood D.	Lab	512	28.6
<b>Turnout</b>		42.3	42.9

Lowther & Shap (4725)			
		vote	share
<b>Addison S.</b>	Con	0	0.0
<b>Turnout</b>		0.0	0.0
Lyth Valley (4389)			
		vote	share
<b>Collins A.</b>	Con	0	0.0
<b>Turnout</b>		0.0	0.0
Maryport North (5243)			
		vote	share
<b>Cameron B.*</b>	Lab	1,964	77.0
Stamp G.	Con	585	23.0
<b>Turnout</b>		48.6	54.1
Maryport South (4497)			
		vote	share
<b>Holmes D.</b>	Lab	1,682	76.5
Graham E.	Ind	517	23.5
<b>Turnout</b>		48.9	53.0
Millom (5651)			
		vote	share
<b>Hartley K.</b>	Con	1,416	50.5
Duffield J.	Lab	1,386	49.5
<b>Turnout</b>		49.6	1.1
Mirehouse (3552)			
		vote	share
<b>Petrie H.*</b>	Lab	0	0.0
<b>Turnout</b>		0.0	0.0
Moorclose (4534)			
		vote	share
<b>Valentine J.*</b>	Lab	1,504	78.1
Lytollis K. Ms.	Con	422	21.9
<b>Turnout</b>		42.5	56.2
Morton (4256)			
		vote	share
<b>Stythe M. Ms.</b>	Lab	1,371	66.9
Robinson J.	Con	361	17.6
Wilcox J. Ms.	Lib/SDP	317	15.5
<b>Turnout</b>		48.1	49.3
Nether (5073)			
		vote	share
<b>Studholme B. Ms.</b>	Lib/SDP	1,287	59.3
Brooks G.	Con	884	40.7
<b>Turnout</b>		42.8	18.6
Newbarns (4634)			
		vote	share
<b>Graham N.*</b>	Lab	1,019	54.9
O'Connell J.	Con	836	45.1
<b>Turnout</b>		40.0	9.9
Ormsgill (5055)			
		vote	share
<b>Tait N. Ms.</b>	Lab	1,100	74.6
Thompson J.	Con	375	25.4
<b>Turnout</b>		29.2	49.2
Parkside (4360)			
		vote	share
<b>Liversedge C.*</b>	Con	876	53.2
Hale J. Ms.	Lab	772	46.8
<b>Turnout</b>		37.8	6.3
Penrith North West (4725)			
		vote	share
<b>Robinson J. Ms.</b>	Lib/SDP	1,188	60.2
Gresham T.	Con	679	34.4
Moffat J.	Ind	107	5.4
<b>Turnout</b>		41.8	25.8

Penrith South East (5394)			
		vote	share
<b>Slee E.</b>	Con	1,154	66.6
Martin R.	Lab	579	33.4
<b>Turnout</b>		32.1	33.2
Risedale (4153)			
		vote	share
<b>Christie F.</b>	Lab	1,014	73.6
Boyns B.	Con	364	26.4
<b>Turnout</b>		33.2	47.2
Roosecote (4270)			
		vote	share
<b>Earnshaw J.</b>	Con	817	52.3
Lewis W.	Lab	744	47.7
<b>Turnout</b>		36.6	4.7
Seascale & Whicham (4903)			
		vote	share
<b>Strike R.</b>	Con	1,500	64.2
Thomas C.	Lab	450	19.3
Grey W.	Lib/SDP	387	16.6
<b>Turnout</b>		47.7	44.9
Seaton & Winscales (5182)			
		vote	share
<b>Lingard H.*</b>	Lab	0	0.0
<b>Turnout</b>		0.0	0.0
Sedbergh & Kirkby Lonsdale (4565)			
		vote	share
<b>Nicholson J.</b>	Con	0	0.0
<b>Turnout</b>		0.0	0.0
Silloth & Holme Abbey (4818)			
		vote	share
<b>Holliday O.*</b>	Con	0	0.0
<b>Turnout</b>		0.0	0.0
St. Aidans (4434)			
		vote	share
<b>Watson R.</b>	Lab	945	40.5
Boyd J. Ms.	Con	880	37.7
Kenny W.	Lib/SDP	508	21.8
<b>Turnout</b>		52.6	2.8
St. Bees & Gosforth (4770)			
		vote	share
<b>Burgess N. Ms.*</b>	Con	1,275	56.7
Bewley A.	Lab	515	22.9
Cane F.	Lib/SDP	459	20.4
<b>Turnout</b>		47.1	33.8
St. Johns (4867)			
		vote	share
<b>Ardron J.</b>	Lab	1,203	50.6
Cashmore F.	Con	1,173	49.4
<b>Turnout</b>		48.8	1.3
St. Michaels (4571)			
		vote	share
<b>McLeish M.*</b>	Lab	1,498	69.6
Hardon R.	Con	655	30.4
<b>Turnout</b>		47.1	39.2
Stanwix Urban (4474)			
		vote	share
<b>Fawcett H.*</b>	Con	1,210	57.7
Gregory S. Ms.	Lib/SDP	450	21.4
Evans H.	Lab	438	20.9
<b>Turnout</b>		46.9	36.2
Strickland & Fell (4300)			
		vote	share
<b>Dean J. Ms.</b>	Con	813	38.1
Taylor C.	Lib/SDP	745	34.9
Cooper R.	Ind	578	27.1
<b>Turnout</b>		49.7	3.2

Trinity (4346)			
		vote	share
Aldersey R.*	Lib/SDP	1,263	51.3
Metcalf J.	Lab	999	40.5
Stevens B. Ms.	Con	202	8.2
Turnout		56.7	10.7
Ulverston East (4400)			
		vote	share
Halfpenny S.	Lab	1,348	62.7
Cubin W.	Con	803	37.3
Turnout		48.9	25.3
Ulverston West (5107)			
		vote	share
Halfpenny P. Ms.*	Con	1,433	56.4
Bolton R.	Lab	603	23.7
Duffy J.	Lib/SDP	505	19.9
Turnout		49.8	32.7
Upper Kent (4284)			
		vote	share
Farrer T.*	Con	1,022	54.6
Tarback M. Ms.	Lib/SDP	851	45.4
Turnout		43.7	9.1
Upperby (4586)			
		vote	share
Little H.*	Lab	1,453	77.8
Collier J.	Con	415	22.2
Turnout		40.7	55.6
Walney North (3885)			
		vote	share
Nicholson A.*	Lab	753	48.1
Hudson W.	Con	423	27.0
Benn I.	Ind Lab	389	24.9
Turnout		40.3	21.1
Walney South (4800)			
		vote	share
Horne A.	Lab	1,027	58.1
Vandome D.	Con	742	41.9
Turnout		36.9	16.1
Warnell (4480)			
		vote	share
Wyllie J.*	Lib/SDP	967	50.7
Wilde D.	Con	941	49.3
Turnout		42.6	1.4
Westfield (3935)			
		vote	share
Minte B.*	Lab	0	0.0
Turnout		0.0	0.0
Wetheral (4527)			
		vote	share
Wrightson N. Ms.	Con	1,164	58.8
Henderson M. Ms.	Lib/SDP	547	27.6
Sparrow P.	Lab	269	13.6
Turnout		43.7	31.2
Wigton (5088)			
		vote	share
Edgar B.	Lib/SDP	1,532	57.7
Graham J.	Lab	673	25.3
Stordy H.*	Con	450	16.9
Turnout		52.2	32.4
Windermere (4977)			
		vote	share
Shelton T.*	Con	1,115	47.5
Thomas G.	Lib/SDP	789	33.6
Varty J.	Lab	441	18.8
Turnout		47.1	13.9

Yewdale (5585)			
		vote	share
Fell D.*	Lab	1,255	54.0
Crawford R.	Lib/SDP	613	26.4
Duhig T.	Con	456	19.6
Turnout		41.6	27.6

## Cumbria 1989

Alston (1596)			
		vote	share
Metz B.	Ind	352	36.4
Laurie G.	Ind	314	32.5
Mayer J. Ms.	Lab	300	31.1
Turnout		60.5	3.9

Appleby (4802)			
		vote	share
Fraser J.*	Con	0	0.0
Turnout		0.0	0.0

Aspatria (4935)			
		vote	share
Dinning M. Ms.*	Lab	1,029	55.1
Hassall D.	Ind	838	44.9
Turnout		37.8	10.2

Barrow Island (2771)			
		vote	share
Tait A. Ms.*	Lab	586	71.2
Clifton P.	Con	237	28.8
Turnout		29.7	42.4

Belah (5401)			
		vote	share
Huntley T.*	Con	1,226	52.6
Stevenson A.	Lab	1,104	47.4
Turnout		43.1	5.2

Belle Vue (4371)			
		vote	share
Oswald J.*	Lab	1,110	60.2
Toole A.	Con	534	29.0
Aldersey E. Ms.	LD	200	10.8
Turnout		42.2	31.2

Botcherby (4538)			
		vote	share
Glendinning A. Ms.*	Lab	1,183	78.1
Sunderland M. Ms.	Con	331	21.9
Turnout		33.4	56.3

Brampton & Gilsland (4587)			
		vote	share
Rodgers S.	Con	1,209	72.1
Quan F. Ms.	Lab	468	27.9
Turnout		36.6	44.2

Bransty (4571)			
		vote	share
Devlin M. Ms.*	Lab	1,375	61.3
Butcher A.	Con	868	38.7
Turnout		49.1	22.6

Buttermere & Derwent (4760)			
		vote	share
Kemp S.	Con	0	0.0
Turnout		0.0	0.0

Cartmel (4401)			
		vote	share
Cavendish R.*	Con	1,251	70.6
Baxter A.	LD	522	29.4
Turnout		40.3	41.1

Central (4227)			
		vote	share
McSorley T.	Lab	832	70.2
Lucas R.	Con	354	29.8
Turnout		28.1	40.3

Cleator Moor North (5195)			
		vote	share
Poole G.*	Lab	1,383	72.6
Morris H. Ms.	Con	521	27.4
Turnout		36.7	45.3

Cleator Moor South (4263)			
		vote	share
Banks D.	Lab	1,154	67.6
Mitchell M. Ms.	Con	552	32.4
Turnout		40.0	35.3

Cockermouth (5980)			
		vote	share
Broadbent B.*	Con	1,732	55.6
Dempsey D.	Lab	1,385	44.4
Turnout		52.1	11.1

Crooklands (4473)			
		vote	share
Trotter J.*	Con	1,064	60.7
Lang A. Ms.	LD	689	39.3
Turnout		39.2	21.4

Currock (4612)			
		vote	share
Pattinson P. Ms.*	Lab	1,168	72.8
Crookdale L. Ms.	Con	436	27.2
Turnout		34.8	45.6

Dalston & Cummersdale (5140)			
		vote	share
Ross C.*	Con	1,290	70.4
Aitken K.	Lab	542	29.6
Turnout		35.6	40.8

Dalton North (4434)			
		vote	share
Phizacklea P.*	Lab	883	57.6
English D.	Con	650	42.4
Turnout		34.6	15.2

Dalton South (4505)			
		vote	share
Hillman E.*	Con	755	52.5
Smith W.	Lab	684	47.5
Turnout		31.9	4.9

Dearham & Bassenthwaite (4565)			
		vote	share
Sedgwick G.*	Con	1,068	50.2
Clark A.	Lab	1,061	49.8
Turnout		46.6	0.3

Denton Holme (4476)			
		vote	share
Southward C.*	Lab	1,139	57.7
Parker D.	Con	744	37.7
Thomeson C.	LD	91	4.6
Turnout		44.1	20.0

Distington & Moresby (4398)			
		vote	share
Hildrop A.*	Lab	1,198	73.4
Roberts G.	Con	434	26.6
Turnout		37.1	46.8

Egremont (6054)			
		vote	share
Tuley C.*	Lab	1,831	60.2
Bird W.	Con	1,209	39.8
Turnout		50.2	20.5

Far Cross (4781)			
		vote	share
Mallinson T. Ms.	LD	1,260	54.5
Burrell R. Ms.*	Con	1,052	45.5
Turnout		48.4	9.0
Grange (4862)			
		vote	share
Jackson P.	Con	1,357	65.8
Crossland R.	LD	706	34.2
Turnout		42.4	31.6
Greystoke & Mungrisdale (4461)			
		vote	share
Moffat J.	Con	0	0.0
Turnout		0.0	0.0
Harraby (4843)			
		vote	share
Whalley G.*	Lab	1,297	77.0
Watson J.	Con	388	23.0
Turnout		34.8	53.9
Harrington & Salterbeck (3576)			
		vote	share
Johnstone G.*	Lab	1,291	79.7
Caine E. Ms.	LD	328	20.3
Turnout		45.3	59.5
Hawcoat (4770)			
		vote	share
Smith G.*	Con	1,497	81.6
Niblock P. Ms.	Lab	337	18.4
Turnout		38.4	63.2
Hensingham (3981)			
		vote	share
Calvin R.*	Lab	1,319	81.9
Salmon E.	Con	291	18.1
Turnout		40.4	63.9
Hesket & Kirkoswald (5409)			
		vote	share
Youngman D.*	Con	0	0.0
Turnout		0.0	0.0
High Furness (4508)			
		vote	share
Brayshaw D.*	Con	925	47.8
Henson B.	LD	551	28.5
Ennion K.	Lab	460	23.8
Turnout		42.9	19.3
Highgate (5241)			
		vote	share
Jowett M.	Lab	1,132	49.2
Ewart M. Ms.*	Con	825	35.9
Harris A. Ms.	LD	344	15.0
Turnout		43.9	13.3
Hillcrest (4153)			
		vote	share
Wylie K.	Lab	1,129	61.9
Rogers J.	Con	695	38.1
Turnout		43.9	23.8
Hindpool (4654)			
		vote	share
Burns A. Ms.*	Lab	1,012	66.4
Clifton P.	Con	511	33.6
Turnout		32.7	32.9
Kells (3893)			
		vote	share
Callow H.*	Lab	1,121	78.6
Bremer R.	Con	153	10.7
Smith D.	Green	152	10.7
Turnout		36.6	67.9

Kent Estuary (4989)			
		vote	share
Gyngell R.*	Con	1,295	64.8
Rudd S.	LD	702	35.2
Turnout		40.0	29.7
Keswick & St. Johns (4447)			
		vote	share
Askew S.	Con	897	46.8
Fletcher J.	Lab	629	32.8
Impey E.	Ind	390	20.4
Turnout		43.1	14.0
Kingmoor & Houghton (5013)			
		vote	share
Porter J.*	Con	1,364	77.4
Johnston C.	Lab	398	22.6
Turnout		35.1	54.8
Kirkby Stephen (4452)			
		vote	share
Frankland E.*	Con	0	0.0
Turnout		0.0	0.0
Lakes (4863)			
		vote	share
Long R.	Ind	967	52.9
Kent A.	Con	862	47.1
Turnout		37.6	5.7
Longtown & Bewcastle (4173)			
		vote	share
Jefferson J.	Con	1,052	68.0
Weedall J.	Lab	496	32.0
Turnout		37.1	35.9
Low Furness (4460)			
		vote	share
Webster R.*	Con	1,004	58.4
Wood D.	Lab	432	25.1
Wright J.	LD	284	16.5
Turnout		38.6	33.3
Lowther & Shap (5062)			
		vote	share
Addison R.*	Con	1,579	76.9
Minton T.	LD	474	23.1
Turnout		40.6	53.8
Lyth Valley (4512)			
		vote	share
Collins A.*	Con	0	0.0
Turnout		0.0	0.0
Maryport North (5386)			
		vote	share
Cameron W.*	Lab	1,682	81.3
Steel J. Ms.	Con	386	18.7
Turnout		38.4	62.7
Maryport South (4343)			
		vote	share
Holmes D.	Lab	1,124	68.4
Peel J.	Ind	519	31.6
Turnout		37.8	36.8
Millom (5810)			
		vote	share
Duffield J.	Lab	1,895	55.5
Brown J.	Con	1,518	44.5
Turnout		58.7	11.0
Mirehouse (3369)			
		vote	share
Petrie H.*	Lab	1,224	88.4
Nickson M.	Con	161	11.6
Turnout		41.1	76.8

Moorclose (4488)			
		vote	share
Valentine J.*	Lab	0	0.0
Turnout		0.0	0.0
Morton (4042)			
		vote	share
Styth M. Ms.*	Lab	1,467	81.3
Duhig A.	Con	337	18.7
Turnout		44.6	62.6
Nether (5242)			
		vote	share
Studholme B. Ms.*	LD	1,235	66.6
Stamp J. Ms.	Con	618	33.4
Turnout		35.3	33.3
Newbarns (4589)			
		vote	share
Stevens S.	Con	1,126	59.2
Mason D.	Lab	776	40.8
Turnout		41.4	18.4
Ormsgill (4896)			
		vote	share
Dole M.*	Lab	734	53.1
Tate J.	Con	647	46.9
Turnout		28.2	6.3
Parkside (4274)			
		vote	share
Liversedge C.*	Con	893	61.5
Harkin A.	Lab	559	38.5
Turnout		34.0	23.0
Penrith North West (4631)			
		vote	share
Robinson J. Ms.*	LD	1,226	62.8
Andrew M.	Con	726	37.2
Turnout		42.2	25.6
Penrith South East (5708)			
		vote	share
Pantry D.	Con	1,111	46.9
Walker K.	LD	883	37.3
Hodgson K. Ms.	Lab	374	15.8
Turnout		41.5	9.6
Risedale (4004)			
		vote	share
Christie F.*	Lab	760	66.3
Cooksey A.	Con	387	33.7
Turnout		28.6	32.5
Roosecote (4493)			
		vote	share
Richardson J.	Con	948	58.3
Graham N.*	Lab	411	25.3
Wilkes J.	LD	266	16.4
Turnout		36.2	33.0
Seascale & Whicham (4908)			
		vote	share
Strike R.*	Con	1,593	75.4
Ross R.	Lab	520	24.6
Turnout		43.1	50.8
Seaton & Winscales (5396)			
		vote	share
Lingard H.*	Lab	1,463	77.4
Milburn P.	Ind	428	22.6
Turnout		35.0	54.7
Sedbergh & Kirkby Lonsdale (4708)			
		vote	share
Nicholson J.*	Con	1,171	61.8
Brooks D.	LD	724	38.2
Turnout		40.3	23.6

<b>Silloth &amp; Holme Abbey (5018)</b>			
		<b>vote</b>	<b>share</b>
<b>Johnston W.</b>	Ind	1,451	57.0
Pattinson D.	Con	787	30.9
Crouche J.	Lab	306	12.0
<b>Turnout</b>		50.7	26.1
<b>St. Aidans (4444)</b>			
		<b>vote</b>	<b>share</b>
<b>Watson R.*</b>	Lab	1,151	64.2
Fisher L.	Con	641	35.8
<b>Turnout</b>		40.3	28.5
<b>St. Bees &amp; Gosforth (4893)</b>			
		<b>vote</b>	<b>share</b>
<b>Toft A.*</b>	Con	1,429	70.4
Jenkins M.	Lab	602	29.6
<b>Turnout</b>		41.5	40.7
<b>St. Johns (4988)</b>			
		<b>vote</b>	<b>share</b>
<b>Heaslip J.</b>	Lab	1,192	49.1
Jones R.	Con	1,028	42.3
Caine A.	LD	208	8.6
<b>Turnout</b>		48.7	6.8
<b>St. Michaels (4382)</b>			
		<b>vote</b>	<b>share</b>
<b>McLeish M.*</b>	Lab	1,373	76.3
Steel K.	Con	427	23.7
<b>Turnout</b>		41.1	52.6
<b>Stanwix Urban (4461)</b>			
		<b>vote</b>	<b>share</b>
<b>Unwin G.</b>	Con	1,168	62.3
Cameron W.	Lab	707	37.7
<b>Turnout</b>		42.0	24.6
<b>Strickland &amp; Fell (4283)</b>			
		<b>vote</b>	<b>share</b>
<b>Dean J. Ms.*</b>	Con	684	36.0
Crossley A.	LD	642	33.8
Hayes J.	Lab	572	30.1
<b>Turnout</b>		44.3	2.2
<b>Trinity (4240)</b>			
		<b>vote</b>	<b>share</b>
<b>Aldersey R.*</b>	LD	985	44.4
Docherty M.	Lab	943	42.5
Thompson M.	Con	292	13.2
<b>Turnout</b>		52.4	1.9
<b>Ulverston East (4407)</b>			
		<b>vote</b>	<b>share</b>
<b>Kolbe W. Ms.*</b>	Lab	1,222	65.1
Berlini A.	Ind	656	34.9
<b>Turnout</b>		42.6	30.1
<b>Ulverston West (5091)</b>			
		<b>vote</b>	<b>share</b>
<b>Halfpenny P. Ms.*</b>	Con	1,421	64.3
Scott R.	Lab	789	35.7
<b>Turnout</b>		43.4	28.6
<b>Upper Kent (4347)</b>			
		<b>vote</b>	<b>share</b>
<b>Acland E.</b>	LD	1,265	62.8
Cartmell P.	Con	750	37.2
<b>Turnout</b>		46.4	25.6
<b>Upperby (4469)</b>			
		<b>vote</b>	<b>share</b>
<b>Young S.</b>	Lab	1,019	62.6
Osler J.	LD	314	19.3
Collier J.	Con	295	18.1
<b>Turnout</b>		36.4	43.3

<b>Walney North (4176)</b>			
		<b>vote</b>	<b>share</b>
<b>Nicholson A.*</b>	Lab	850	58.0
Scott I.	Con	615	42.0
<b>Turnout</b>		35.1	16.0
<b>Walney South (4835)</b>			
		<b>vote</b>	<b>share</b>
<b>Hudson W.</b>	Con	870	50.8
Horne A.	Lab	842	49.2
<b>Turnout</b>		35.4	1.6
<b>Warnell (4627)</b>			
		<b>vote</b>	<b>share</b>
<b>Richardson A.</b>	Con	1,251	76.3
Bush J. Ms.	Lab	388	23.7
<b>Turnout</b>		35.4	52.7
<b>Westfield (3874)</b>			
		<b>vote</b>	<b>share</b>
<b>Minto W.*</b>	Lab	1,506	89.3
Smyth G.	Con	181	10.7
<b>Turnout</b>		43.5	78.5
<b>Wetheral (4759)</b>			
		<b>vote</b>	<b>share</b>
<b>Wrightson N. Ms.*</b>	Con	1,202	74.9
Johnston J. Ms.	Lab	403	25.1
<b>Turnout</b>		33.7	49.8
<b>Wigton (5204)</b>			
		<b>vote</b>	<b>share</b>
<b>Edgar R.*</b>	Con	1,086	52.2
Stordy H.	Ind	708	34.0
Graham J.	Lab	288	13.8
<b>Turnout</b>		40.0	18.2
<b>Windermere (5169)</b>			
		<b>vote</b>	<b>share</b>
<b>Wane M. Ms.</b>	LD	1,114	52.4
Brown R.	Con	1,011	47.6
<b>Turnout</b>		41.1	4.8
<b>Yewdale (5676)</b>			
		<b>vote</b>	<b>share</b>
<b>Graham A.</b>	Lab	1,253	56.5
Spark S.	Con	699	31.5
Coulson S.	LD	265	12.0
<b>Turnout</b>		39.1	25.0

## Cumbria 1993

<b>Alston (1623)</b>			
		<b>vote</b>	<b>share</b>
<b>Metz B.*</b>	Con	0	0.0
<b>Turnout</b>		0.0	0.0
<b>Appleby (4852)</b>			
		<b>vote</b>	<b>share</b>
<b>Warburton M. Ms.</b>	Con	1,226	56.1
Rostron J.	LD	959	43.9
<b>Turnout</b>		45.0	12.2
<b>Aspatria (4943)</b>			
		<b>vote</b>	<b>share</b>
<b>Postlethwaite R.</b>	Lab	963	52.4
Rylands J.	Con	875	47.6
<b>Turnout</b>		37.2	4.8
<b>Barrow Island (2609)</b>			
		<b>vote</b>	<b>share</b>
<b>Tait A. Ms.*</b>	Lab	654	85.0
Clifton P.	Con	115	15.0
<b>Turnout</b>		29.5	70.1

<b>Belah (5641)</b>			
		<b>vote</b>	<b>share</b>
<b>Toole A.</b>	Con	1,365	53.9
Lennox D.	Lab	1,169	46.1
<b>Turnout</b>		44.9	7.7
<b>Belle Vue (4213)</b>			
		<b>vote</b>	<b>share</b>
<b>Oswald J.*</b>	Lab	813	67.0
Fisher S.	Con	260	21.4
Aldersey E. Ms.	LD	140	11.5
<b>Turnout</b>		28.8	45.6
<b>Botcherby (4469)</b>			
		<b>vote</b>	<b>share</b>
<b>Glendinning A. Ms.*</b>	Lab	895	76.2
Sunderland M. Ms.	Con	279	23.8
<b>Turnout</b>		26.3	52.5
<b>Brampton &amp; Gilsland (4871)</b>			
		<b>vote</b>	<b>share</b>
<b>Wilkinson K.</b>	Con	998	62.1
Boaden M.	Lab	608	37.9
<b>Turnout</b>		33.0	24.3
<b>Bransty (4941)</b>			
		<b>vote</b>	<b>share</b>
<b>Pearson T.</b>	Lab	1,196	61.6
Thomsen N.	Con	745	38.4
<b>Turnout</b>		39.3	23.2
<b>Buttermere &amp; Derwent (4883)</b>			
		<b>vote</b>	<b>share</b>
<b>Heslop T.</b>	Con	0	0.0
<b>Turnout</b>		0.0	0.0
<b>Cartmel (4313)</b>			
		<b>vote</b>	<b>share</b>
<b>Baxter A.*</b>	LD	960	54.7
Johnson P.	Con	794	45.3
<b>Turnout</b>		40.7	9.5
<b>Central (4124)</b>			
		<b>vote</b>	<b>share</b>
<b>Smith W.</b>	Lab	805	75.0
Richardson S. Ms.	Con	269	25.0
<b>Turnout</b>		26.0	49.9
<b>Cleator Moor North (5235)</b>			
		<b>vote</b>	<b>share</b>
<b>Poole G.*</b>	Lab	1,069	73.7
Morris H. Ms.	Con	381	26.3
<b>Turnout</b>		27.7	47.4
<b>Cleator Moor South (4219)</b>			
		<b>vote</b>	<b>share</b>
<b>Banks D.*</b>	Lab	1,031	74.3
Bewick D.	Con	356	25.7
<b>Turnout</b>		32.9	48.7
<b>Cockermouth (6234)</b>			
		<b>vote</b>	<b>share</b>
<b>Ellis I. Ms.</b>	Lab	1,406	53.0
Hargreaves H. Ms.	Con	1,246	47.0
<b>Turnout</b>		42.5	6.0
<b>Crooklands (4657)</b>			
		<b>vote</b>	<b>share</b>
<b>Phillips E.</b>	LD	918	50.7
Brooks F.	Con	893	49.3
<b>Turnout</b>		38.9	1.4
<b>Currock (4532)</b>			
		<b>vote</b>	<b>share</b>
<b>Mathews S.</b>	Lab	937	72.0
Collier J.	Con	365	28.0
<b>Turnout</b>		28.7	43.9

Dalston & Cummersdale (5285)			
		vote	share
Ross C.*	Con	1,265	63.8
Martlew E. S.	Lab	719	36.2
Turnout		37.5	27.5
Dalton North (4572)			
		vote	share
Phizacklea P.*	Lab	1,084	58.9
James D. Ms.	Con	756	41.1
Turnout		40.2	17.8
Dalton South (4522)			
		vote	share
Young H. Ms.	Lab	747	50.9
Hillman E.*	Con	721	49.1
Turnout		32.5	1.8
Dearham & Bassenthwaite (4633)			
		vote	share
Clarke A.	Lab	1,175	58.6
Ross C.	Con	831	41.4
Turnout		43.3	17.1
Denton Holme (4586)			
		vote	share
Hodgson T.	LD	528	52.6
Reid J.	Con	475	47.4
Turnout		21.9	5.3
Distington & Moresby (4395)			
		vote	share
Dinning M. Ms.	Lab	981	75.9
Tear J. Ms.	Con	312	24.1
Turnout		29.4	51.7
Egremont (5977)			
		vote	share
Tuley C.*	Lab	1,839	70.0
Butcher A.	Con	788	30.0
Turnout		44.0	40.0
Far Cross (4795)			
		vote	share
Mattinson T. Ms.*	LD	1,443	66.5
Liness J.	Con	499	23.0
Baines R. Ms.	Lab	229	10.5
Turnout		45.3	43.5
Grange (4958)			
		vote	share
Jackson P.*	Con	1,220	53.2
Leach R.	LD	804	35.0
Abey Suriya L.	Lab	270	11.8
Turnout		46.3	18.1
Greystoke & Mungrisdale (4572)			
		vote	share
Moffat J.*	Ind	0	0.0
Turnout		0.0	0.0
Harraby (4802)			
		vote	share
Whalley G.*	Lab	1,092	77.3
Wilkinson M. Ms.	Con	321	22.7
Turnout		29.4	54.6
Harrington & Salterbeck (3526)			
		vote	share
Johnstone G.*	Lab	1,116	81.5
Neale C. Ms.	LD	253	18.5
Turnout		38.8	63.0
Hawcoat (4479)			
		vote	share
Smith G.*	Con	1,175	74.4
Niblock T. Ms.	Lab	405	25.6
Turnout		35.3	48.7

Hensingham (3914)			
		vote	share
Calvin R.*	Lab	1,143	82.4
Broughton T.	Con	244	17.6
Turnout		35.4	64.8
Hesket & Kirkoswald (5592)			
		vote	share
Youngman D.*	Con	976	56.6
Collinge G.	LD	749	43.4
Turnout		30.9	13.2
High Furness (4563)			
		vote	share
Hanson J.	LD	1,012	54.7
Brayshaw D.*	Con	839	45.3
Turnout		40.6	9.3
Highgate (5472)			
		vote	share
Jowet M.*	Lab	1,114	47.8
Hubber T.	Con	810	34.8
Townsend G.	LD	406	17.4
Turnout		42.6	13.0
Hillcrest (4154)			
		vote	share
Leadley J.*	Lab	899	64.6
Arthur E.	Con	492	35.4
Turnout		33.5	29.3
Hindpool (4423)			
		vote	share
Burns A. Ms.*	Lab	996	74.7
Earnshaw C. Ms.	Con	337	25.3
Turnout		30.1	49.4
Kells (3799)			
		vote	share
Callow H.*	Lab	0	0.0
Turnout		0.0	0.0
Kent Estuary (4895)			
		vote	share
Gyngell R.*	Con	961	46.1
Scarisbrick D.	LD	891	42.8
Houghton T.	Lab	232	11.1
Turnout		42.6	3.4
Keswick & St. Johns (4400)			
		vote	share
Askew S.*	Con	829	51.7
Kemp D.	Lab	774	48.3
Turnout		36.4	3.4
Kingmoor & Houghton (5166)			
		vote	share
Mallinson J.	Con	1,220	72.1
Johnston C.	Lab	472	27.9
Turnout		32.8	44.2
Kirkby Stephen (4563)			
		vote	share
Frankland E.*	Con	1,282	76.2
Treece R.	Ind	400	23.8
Turnout		36.9	52.4
Lakes (4771)			
		vote	share
Parker E. Ms.	Con	742	39.0
Vatcher D.	LD	656	34.5
Colquhoun M. Ms.	Lab	315	16.6
Martakies R.	Ind	190	10.0
Turnout		39.9	4.5
Longtown & Bewcastle (4209)			
		vote	share
Jefferson J.*	Con	877	64.5
Dodds R.	Lab	483	35.5
Turnout		32.3	29.0

Low Furness (4531)			
		vote	share
Metcalfe A. Ms.	LD	1,038	56.8
Webster R.*	Con	790	43.2
Turnout		40.3	13.6
Lowther & Shap (5139)			
		vote	share
Addison R.*	Con	1,333	70.5
Minton T.	LD	557	29.5
Turnout		36.8	41.1
Lyth Valley (4526)			
		vote	share
Hales B.	Con	915	59.8
Rimmer A.	LD	614	40.2
Turnout		33.8	19.7
Maryport North (5403)			
		vote	share
Cameron W.*	Lab	1,581	86.0
Ellis J.	Con	258	14.0
Turnout		34.0	71.9
Maryport South (4308)			
		vote	share
Holmes D.*	Lab	1,121	92.0
Watson J. Ms.	Con	97	8.0
Turnout		28.3	84.1
Millom (5788)			
		vote	share
Woodward R.	Lab	1,839	58.9
Hoskin K.	Con	1,282	41.1
Turnout		53.9	17.8
Mirehouse (3255)			
		vote	share
Woolley J.	Lab	0	0.0
Turnout		0.0	0.0
Moorclose (4518)			
		vote	share
Caine A.	LD	1,009	53.9
Crawford D.*	Lab	864	46.1
Turnout		41.5	7.7
Morton (3888)			
		vote	share
Coast V. Ms.	LD	748	69.6
Duhig A.	Con	326	30.4
Turnout		27.6	39.3
Nether (5467)			
		vote	share
Blight M. Ms.	LD	1,106	55.7
Greenwood W. Ms.	Con	486	24.5
Bateson J.	Lab	394	19.8
Turnout		36.3	31.2
Newbarns (4558)			
		vote	share
Stevens S.*	Con	790	51.6
Candfield R.	Lab	741	48.4
Turnout		33.6	3.2
Ormsgill (4969)			
		vote	share
Sear G.	Lab	1,063	70.0
Jackson A. Ms.	Con	456	30.0
Turnout		30.6	40.0
Parkside (4104)			
		vote	share
Liversedge C.*	Con	634	55.1
Thomson K.	Lab	517	44.9
Turnout		28.1	10.2

Penrith North West (5004)			
		vote	share
Robinson J. Ms.*	LD	929	48.4
Parry S.	Con	625	32.6
Hodgson D.	Ind	365	19.0
Turnout		38.4	15.8
Penrith South East (5878)			
		vote	share
Pantry D.*	Con	946	56.9
Hill A.	LD	718	43.1
Turnout		28.3	13.7
Risedale (3765)			
		vote	share
Hamilton K.	Lab	852	77.7
Earnshaw J.	Con	244	22.3
Turnout		29.1	55.5
Roosecote (4500)			
		vote	share
Richarson J.*	Con	761	57.9
Wilson D.	Lab	554	42.1
Turnout		29.2	15.7
Seascale & Whicham (4850)			
		vote	share
Strike R.*	Con	1,425	70.2
Cornall C. Ms.	Lab	605	29.8
Turnout		41.9	40.4
Seaton & Winscales (5511)			
		vote	share
Findley N.*	Lab	1,207	73.0
Wright B. Ms.	LD	446	27.0
Turnout		30.0	46.0
Sedbergh & Kirkby Lonsdale (4792)			
		vote	share
Nicholson J.*	Con	1,025	63.4
Brooks D.	Ind	591	36.6
Turnout		33.7	26.9
Silloth & Holme Abbey (5051)			
		vote	share
Johnston W.*	Ind	1,365	62.5
Snaith J.	Lab	818	37.5
Turnout		43.2	25.1
St. Aidans (4624)			
		vote	share
Watson R.*	Lab	971	60.6
Fisher S. Ms.	Con	631	39.4
Turnout		34.7	21.2
St. Bees & Gosforth (4847)			
		vote	share
Toft A.*	Con	1,363	70.8
Bennett P.	Lab	562	29.2
Turnout		39.7	41.6
St. Johns (4980)			
		vote	share
Heaslip J.*	Lab	1,176	59.3
Jones R.	Con	807	40.7
Turnout		39.8	18.6
St. Michaels (4493)			
		vote	share
McLeish M.*	Lab	1,054	64.9
Perkins J.	LD	571	35.1
Turnout		36.2	29.7
Stanwix Urban (4668)			
		vote	share
Whitaker B.	Con	850	48.2
Jones D.	Lab	668	37.8
Thompson E. Ms.	LD	247	14.0
Turnout		37.8	10.3

Strickland & Fell (4487)			
		vote	share
Clarke D.	Lab	868	40.3
Crank G.	LD	763	35.4
Dean J. Ms.*	Con	524	24.3
Turnout		48.0	4.9
Trinity (4297)			
		vote	share
Aldersey R.*	LD	1,198	61.7
Minging J.	Lab	603	31.1
Jardine J. Ms.	Con	140	7.2
Turnout		45.2	30.7
Ulverston East (4347)			
		vote	share
Kolbe W. Ms.*	Lab	995	53.6
Hodson C.	Con	863	46.4
Turnout		42.7	7.1
Ulverston West (5105)			
		vote	share
Halfpenny P. Ms.*	Con	983	47.5
Plant E. Ms.	Lab	608	29.4
Spendlove N.	LD	480	23.2
Turnout		40.6	18.1
Upper Kent (4358)			
		vote	share
Acland E.*	LD	1,574	81.1
Huntley T.	Con	366	18.9
Turnout		44.5	62.3
Upperby (4506)			
		vote	share
Young S.*	Lab	1,059	77.1
Mallinson E. Ms.	Con	315	22.9
Turnout		30.5	54.1
Walney North (4273)			
		vote	share
Murphy J. Ms.	Lab	1,046	70.6
Crosthwaite W.	Con	435	29.4
Turnout		34.7	41.3
Walney South (4698)			
		vote	share
Horne A.	Lab	794	54.8
Sutcliffe S. Ms.	Con	654	45.2
Turnout		30.8	9.7
Warnell (4733)			
		vote	share
Hutchinson D.	LIB	1,101	58.2
Richardson A.*	Con	790	41.8
Turnout		40.0	16.4
Westfield (3640)			
		vote	share
Minto W.*	Lab	1,149	73.7
Maccreeady W.	LD	409	26.3
Turnout		42.8	47.5
Wetheral (4819)			
		vote	share
Robinson J.	Con	0	0.0
Turnout		0.0	0.0
Wigton (5219)			
		vote	share
Edgar R.*	Con	807	44.2
Key R.	Lab	640	35.1
Holmes A. Ms.	LD	377	20.7
Turnout		35.0	9.2
Windermere (5132)			
		vote	share
Wane M. Ms.*	LD	1,287	59.0
Kent A.	Con	894	41.0
Turnout		42.5	18.0

Yewdale (5703)			
		vote	share
Graham A.*	Lab	1,120	65.5
Wills J.	Con	589	34.5
Turnout		30.0	31.1

## Cumbria 1997

Alston (1628)			
		vote	share
Turner R.	Ind	649	53.5
Metz B.*	Ind	564	46.5
Turnout		74.5	7.0
Appleby (4895)			
		vote	share
Warburton M. Ms.*	Con	1,924	54.6
Connell A.	LD	1,601	45.4
Turnout		72.0	9.2
Aspatia (4905)			
		vote	share
Miles C.	LD	1,751	51.3
Postlewaite R.*	Lab	1,664	48.7
Turnout		69.6	2.5
Barrow Island (2384)			
		vote	share
Nicholson A.	Lab	1,248	79.9
Richardson S. Ms.	Con	314	20.1
Turnout		65.5	59.8
Belah (5920)			
		vote	share
Toole A.*	Con	2,250	50.2
Haworth J.	Lab	2,232	49.8
Turnout		75.7	0.4
Belle Vue (4099)			
		vote	share
Taylor M.	Lab	1,580	55.2
Jardine J. Ms.	Con	789	27.6
Scott-Bucleuch R.	LD	493	17.2
Turnout		69.8	27.6
Botcherby (4433)			
		vote	share
Glendinning A. Ms.*	Lab	2,012	70.6
Sunderland M. Ms.	Con	839	29.4
Turnout		64.3	41.1
Brampton & Gilsland (5035)			
		vote	share
Wilkinson K.*	Con	2,066	57.3
Ross K.	Lab	1,540	42.7
Turnout		71.6	14.6
Bransty (5096)			
		vote	share
Pearson T.*	Lab	2,295	62.3
Brown H.	Con	1,390	37.7
Turnout		72.3	24.6
Buttermere & Derwent (4968)			
		vote	share
Heslop T.*	Con	0	0.0
Turnout		0.0	0.0
Cartmel (4458)			
		vote	share
Baxter A.*	LD	1,409	46.5
Thompson C. Ms.	Con	1,212	40.0
Goff M. Ms.	Lab	411	13.6
Turnout		68.0	6.5

<b>Central (3842)</b>				<b>Egremont (6028)</b>				<b>Hindpool (4211)</b>			
<b>Wilson D.</b>	Lab	vote	share	<b>Southward D.</b>	Lab	vote	share	<b>Burns A. Ms.*</b>	Lab	vote	share
Dawson G.	Con	1,756	76.4	Holmes J.	Con	2,979	64.8	Wilkinson E.	Con	2,129	78.2
		542	23.6			1,621	35.2			592	21.8
		<b>Turnout</b>	59.8			<b>Turnout</b>	76.3			<b>Turnout</b>	64.6
			52.8				29.5				56.5
<b>Cleator Moor North (5143)</b>				<b>Far Cross (4685)</b>				<b>Kells (3750)</b>			
<b>Leyton S.</b>	Lab	vote	share	<b>Mattinson T. Ms.*</b>	LD	vote	share	<b>McAllister J.*</b>	Lab	vote	share
Morris H. Ms.	Con	2,823	74.4	Clark M.	Con	1,721	50.8	Higgins L. Ms.	Con	2,127	79.2
		973	25.6	Yates R.	Lab	948	28.0			559	20.8
		<b>Turnout</b>	73.8			719	21.2			<b>Turnout</b>	71.6
			48.7			<b>Turnout</b>	72.3				58.4
<b>Cleator Moor South (4206)</b>				<b>Grange (4880)</b>				<b>Kent Estuary (5013)</b>			
<b>Banks D.*</b>	Lab	vote	share	<b>Jackson P.*</b>	Con	vote	share	<b>Ladell W.</b>	LD	vote	share
Simpson M. Ms.	Con	2,075	66.8	Waimann G.	LD	1,913	54.6	Gyngell R.*	Con	1,734	45.6
		1,030	33.2	Cooksey L. Ms.	Lab	1,114	31.8	Abey Suriya L.	Lab	491	12.9
		<b>Turnout</b>	73.8			478	13.6			<b>Turnout</b>	75.8
			33.7			<b>Turnout</b>	71.8				4.2
<b>Cockermouth (6512)</b>				<b>Greystoke &amp; Mungrisdale (4706)</b>				<b>Keswick &amp; St. Johns (4427)</b>			
<b>Nicholson E.</b>	Con	vote	share	<b>Moffat J.*</b>	Ind	vote	share	<b>Kemp D.</b>	Lab	vote	share
Greenhalgh D.	Lab	2,025	41.6	Clarke S.	LD	1,863	55.1	Hinde S.	Con	1,084	33.8
Thorpe B. Ms.	LD	1,892	38.8	Bradshaw N.	Green	1,000	29.6	Barraclough E. Ms.	LD	960	29.9
		955	19.6			517	15.3	Baden P.	UK Ind	89	2.8
		<b>Turnout</b>	74.8			<b>Turnout</b>	71.8			<b>Turnout</b>	72.5
			2.7				25.5				0.2
<b>Crooklands (4852)</b>				<b>Harraby (4261)</b>				<b>Kingmoor &amp; Houghton (5349)</b>			
<b>Bingham R.</b>	Con	vote	share	<b>Richardson M.</b>	Lab	vote	share	<b>Mallinson J.*</b>	Con	vote	share
Phillips E.*	LD	1,949	53.1	Hodgson B.	Con	2,182	74.4	Scarborough M.	Lab	2,580	66.3
McKee B.	Lab	1,160	31.6			750	25.6			1,310	33.7
		560	15.3			<b>Turnout</b>	68.8			<b>Turnout</b>	72.7
		<b>Turnout</b>	75.6				48.8				32.6
			21.5								
<b>Currock (4382)</b>				<b>Harrington &amp; Salterbeck (3164)</b>				<b>Kirkby Stephen (4691)</b>			
<b>Matthews S.*</b>	Lab	vote	share	<b>Cannon B. Ms.</b>	Lab	vote	share	<b>Stoddart T.</b>	Con	vote	share
Joscelyne D.	Con	2,073	70.9	Morley J.	LD	1,698	74.1	Pemberton N.	LD	1,637	51.5
		851	29.1			593	25.9			1,539	48.5
		<b>Turnout</b>	66.7			<b>Turnout</b>	72.4			<b>Turnout</b>	67.7
			41.8				48.2				3.1
<b>Dalston &amp; Cummersdale (5381)</b>				<b>Hawcoat (4598)</b>				<b>Lakes (4639)</b>			
<b>Collier J.</b>	Con	vote	share	<b>Smith G.*</b>	Con	vote	share	<b>Parker A. Ms.</b>	LD	vote	share
Prewitt J. Ms.	Lab	2,533	63.9	Lynch M.	Lab	2,236	64.7	Parker E. Ms.*	Con	1,059	33.4
		1,434	36.1			1,222	35.3	Middleton G.	Ind	1,022	32.2
		<b>Turnout</b>	73.7			<b>Turnout</b>	75.2			646	20.4
			27.7				29.3			443	14.0
						<b>Turnout</b>				<b>Turnout</b>	68.3
											1.2
<b>Dalton North (4736)</b>				<b>Hensingham (3827)</b>				<b>Longtown &amp; Bewcastle (4179)</b>			
<b>Phizacklea P.*</b>	Lab	vote	share	<b>Calvin R.*</b>	Lab	vote	share	<b>Jefferson J.*</b>	Con	vote	share
James D. Ms.	Con	1,736	51.0	Brown J.	Con	2,314	79.4	Weedall J.	Lab	1,843	61.8
Young J.	LD	1,132	33.2			599	20.6			1,141	38.2
		538	15.8			<b>Turnout</b>	76.1			<b>Turnout</b>	71.4
		<b>Turnout</b>	71.9				58.9				23.5
			17.7								
<b>Dalton South (4482)</b>				<b>Hesket &amp; Kirkoswald (5880)</b>				<b>Low Furness (3405)</b>			
<b>Smith W.</b>	Lab	vote	share	<b>Youngman D.*</b>	Con	vote	share	<b>Metcalfe A. Ms.*</b>	LD	vote	share
Murray F.	Con	1,545	47.7	Collinge G.	LD	2,437	54.6	Webster R.	Con	1,059	42.0
Young H. Ms.*	LD	1,016	31.4			2,027	45.4	Scott R.	Lab	1,022	40.5
		676	20.9			<b>Turnout</b>	75.9			443	17.6
		<b>Turnout</b>	72.2				9.2			<b>Turnout</b>	74.1
			16.3								1.5
<b>Dearham &amp; Bassenthwaite (4661)</b>				<b>High Furness (4408)</b>				<b>Lowther &amp; Shap (5317)</b>			
<b>Clark A.*</b>	Lab	vote	share	<b>Davies E.</b>	LD	vote	share	<b>Addison R.*</b>	Con	vote	share
Brandwood K. Ms.	Con	1,610	45.4	Barker H.	Con	1,728	53.8	Rostron J.	LD	2,409	63.3
Neale C. Ms.	LD	1,388	39.2			1,482	46.2			1,399	36.7
		545	15.4			<b>Turnout</b>	72.8			<b>Turnout</b>	71.6
		<b>Turnout</b>	76.0				7.7				26.5
			6.3								
<b>Denton Holme (4514)</b>				<b>Highgate (5706)</b>				<b>Lyth Valley (4657)</b>			
<b>Southward C.</b>	Lab	vote	share	<b>Jowett M.*</b>	Lab	vote	share	<b>Bland J.*</b>	Con	vote	share
Stevenson A.	Con	1,903	58.9	Graham M.	Con	1,851	45.2	Woof B. Ms.	LD	1,797	53.7
Hodgson T.*	LD	750	23.2	Popps D. Ms.	LD	1,420	34.7	Rothwell R.	Lab	1,191	35.6
		576	17.8			821	20.1			361	10.8
		<b>Turnout</b>	71.5			<b>Turnout</b>	71.7			<b>Turnout</b>	71.9
			35.7				10.5				18.1
<b>Distington &amp; Moresby (4320)</b>				<b>Hillcrest (4029)</b>				<b>Maryport North (5428)</b>			
<b>Dinning M. Ms.*</b>	Lab	vote	share	<b>Tyson P.</b>	Lab	vote	share	<b>Cameron W.*</b>	Lab	vote	share
Hartley M. Ms.	Con	2,193	70.9	Holmes F.	Con	1,547	50.2			0	0.0
		901	29.1	Gray J.	LD	1,103	35.8				
		<b>Turnout</b>	71.6			430	14.0			<b>Turnout</b>	0.0
			41.8			<b>Turnout</b>	76.4				0.0



Maryport South (4099)			
		vote	share
Holmes D.*	Lab	0	0.0
<b>Turnout</b>		0.0	0.0
Millom (5652)			
		vote	share
Woodward R.*	Lab	2,099	48.1
Hodgson P.	Con	1,715	39.3
Baines A.	Lib	551	12.6
<b>Turnout</b>		77.2	8.8
Mirehouse (2929)			
		vote	share
Woolley J.*	Lab	1,860	83.0
Higgins G.	Con	381	17.0
<b>Turnout</b>		76.5	66.0
Moorclose (4343)			
		vote	share
Humes G.	Lab	1,787	55.0
Caine A.*	LD	1,462	45.0
<b>Turnout</b>		74.8	10.0
Morton (3760)			
		vote	share
Irving P.	Lab	1,837	65.4
Rafferty A.	Con	588	20.9
Coast V. Ms.*	LD	384	13.7
<b>Turnout</b>		74.7	44.5
Nether (5882)			
		vote	share
Clare T.	LD	1,650	37.9
Braithwaite P.	Lab	1,401	32.2
Glover D.	Con	1,303	29.9
<b>Turnout</b>		74.0	5.7
Newbarns (4672)			
		vote	share
Garnett J.	Lab	1,831	54.7
Stevens S.*	Con	1,515	45.3
<b>Turnout</b>		71.6	9.4
Ormsgill (4812)			
		vote	share
Wilson E.	Lab	1,932	59.4
Hadwen L. Ms.	Con	741	22.8
Davies D.	Ind	581	17.9
<b>Turnout</b>		67.6	36.6
Parkside (4051)			
		vote	share
Pratt S.	Lab	1,698	60.0
Liversedge C.*	Con	1,134	40.0
<b>Turnout</b>		69.9	19.9
Penrith North West (5337)			
		vote	share
Nineham C.	Ind	1,796	51.0
Gray C.	LD	1,727	49.0
<b>Turnout</b>		66.0	2.0
Penrith South East (6028)			
		vote	share
Ash M.	LD	2,253	54.9
Parr G.*	Con	1,853	45.1
<b>Turnout</b>		68.1	9.7
Risedale (3604)			
		vote	share
Hamilton K.*	Lab	1,942	79.1
English D.	Con	513	20.9
<b>Turnout</b>		68.1	58.2

Roosecote (4403)			
		vote	share
Shaw N.	Lab	1,561	48.8
Richardson J.*	Con	1,288	40.2
Steinheuer C.	LD	353	11.0
<b>Turnout</b>		72.7	8.5
Seascale & Whicham (4814)			
		vote	share
Strike R.*	Con	2,027	55.3
Singleton R.	LD	839	22.9
Cornall C. Ms.	Lab	799	21.8
<b>Turnout</b>		76.1	32.4
Seaton & Winscales (5361)			
		vote	share
Findley N.*	Lab	0	0.0
<b>Turnout</b>		0.0	0.0
Sedbergh & Kirkby Lonsdale (4943)			
		vote	share
Nicholson J.*	Con	1,975	57.1
Nicholson K.	LD	1,029	29.8
Longmire D.	Lab	452	13.1
<b>Turnout</b>		69.9	27.4
Silloth & Holme Abbey (4936)			
		vote	share
Johnston W.*	Ind	1,520	41.6
Snaith J.	Lab	1,202	32.9
Wright C.	Con	931	25.5
<b>Turnout</b>		74.0	8.7
St. Aidans (4481)			
		vote	share
Watson R.*	Lab	1,599	51.6
Thwaites M. Ms.	Con	918	29.6
Huggon M.	LD	580	18.7
<b>Turnout</b>		69.1	22.0
St. Bees & Gosforth (4918)			
		vote	share
Toft A.*	Con	2,045	54.5
McKendry G.	Lab	1,131	30.2
Swift M.	LD	573	15.3
<b>Turnout</b>		76.2	24.4
St. Johns (5097)			
		vote	share
Samson J.	Lab	2,086	57.0
Jones R.	Con	1,574	43.0
<b>Turnout</b>		71.8	14.0
St. Michaels (4139)			
		vote	share
Stainton T. Ms.	Lab	0	0.0
<b>Turnout</b>		0.0	0.0
Stanwix Urban (4707)			
		vote	share
Mallinson E. Ms.	Con	1,831	54.7
Mingins J.	Lab	1,516	45.3
<b>Turnout</b>		71.1	9.4
Strickland & Fell (4734)			
		vote	share
Clarke D.*	Lab	1,813	53.5
Cook G.	LD	821	24.2
Powell K.	Con	752	22.2
<b>Turnout</b>		71.5	29.3
Trinity (4381)			
		vote	share
Aldersey R.*	LD	1,482	47.9
Martlew M. Ms.	Lab	1,228	39.7
Reid Sinclair R.	Con	384	12.4
<b>Turnout</b>		70.6	8.2

Ulverston East (4239)			
		vote	share
Kolbe W. Ms.*	Lab	1,756	57.8
Hornby M. Ms.	Con	909	29.9
Poole L.	LD	371	12.2
<b>Turnout</b>		71.6	27.9
Ulverston West (5083)			
		vote	share
Halfpenny P. Ms.*	Con	1,621	43.0
Plant F. Ms.	Lab	1,392	36.9
Vaughan E. Ms.	LD	755	20.0
<b>Turnout</b>		74.1	6.1
Upper Kent (4422)			
		vote	share
Acland E.*	LD	1,840	55.8
Richardson G.	Con	1,110	33.7
Bailey D. Ms.	Lab	346	10.5
<b>Turnout</b>		74.5	22.1
Upperby (4292)			
		vote	share
Young S.*	Lab	1,891	64.5
Barry M.	Con	582	19.8
Higgins P.	LD	459	15.7
<b>Turnout</b>		68.3	44.6
Walney North (4270)			
		vote	share
Murphy J. Ms.*	Lab	2,013	67.2
Blackhurst D.	Con	716	23.9
Rabone B.	LD	265	8.9
<b>Turnout</b>		70.1	43.3
Walney South (4664)			
		vote	share
Horne A.*	Lab	2,019	59.4
Smith P. Ms.	Con	892	26.2
Thompson G.	LD	490	14.4
<b>Turnout</b>		72.9	33.1
Warnell (4947)			
		vote	share
Martin A. Ms.	LD	1,907	52.2
Whitaker B.	Con	1,744	47.8
<b>Turnout</b>		73.8	4.5
Westfield (3590)			
		vote	share
Minto W.*	Lab	0	0.0
<b>Turnout</b>		0.0	0.0
Wetheral (4942)			
		vote	share
Robinson J.*	Con	2,323	62.0
Forrester D.	Lab	1,424	38.0
<b>Turnout</b>		75.8	24.0
Wigton (5165)			
		vote	share
Edgar R.*	Con	2,043	58.0
Crouch J.	Lab	1,480	42.0
<b>Turnout</b>		68.2	16.0
Windermere (5259)			
		vote	share
Stocker J. Ms.	LD	1,721	45.3
Nunns D.	Con	1,466	38.5
Baddeley G.	Lab	616	16.2
<b>Turnout</b>		72.3	6.7
Yewdale (5548)			
		vote	share
Champney G.	Lab	2,157	53.3
Rafferty A. Ms.	Con	1,152	28.5
Aldersey E. Ms.	LD	737	18.2
<b>Turnout</b>		72.9	24.8

## Cumbria 2001

### Alston & East Fellside (4785)

		vote	share
Youngman D.*	Con	1,164	35.5
Collinge G.	LD	670	20.4
Metz B.	Ind	629	19.2
Turner R.*	Ind	341	10.4
Moncrieff L.	Lab	309	9.4
Gibson M.	LCA	165	5.0

Turnout 68.5 15.1

### Appleby (4270)

		vote	share
Warburton M. Ms.*	Con	2,011	73.7
Robertson E.	Lab	719	26.3

Turnout 63.9 47.3

### Aspatria & Wharrels (5272)

		vote	share
Brandwood K. Ms.	Con	1,467	42.6
Ainsworth C.	Lab	1,447	42.1
Miles C.*	LD	527	15.3

Turnout 65.3 0.6

### Belah (4803)

		vote	share
Toole A.*	Con	1,731	55.5
Weedall J.	Lab	1,387	44.5

Turnout 64.9 11.0

### Belle Vue (4276)

		vote	share
Weber C.	Lab	1,172	50.3
Bain G.*	Con	802	34.4
Robinson G.	LD	358	15.4

Turnout 54.5 15.9

### Botcherby (4487)

		vote	share
Glendinning A. Ms.*	Lab	1,361	60.2
Ellis G.	Con	581	25.7
Martin J.	LD	320	14.1

Turnout 50.4 34.5

### Bowness Thursby & Caldbeck (5091)

		vote	share
Fairbairn D.	Con	1,916	56.3
Martin A. Ms.*	LD	865	25.4
Hanning G.	Lab	623	18.3

Turnout 66.9 30.9

### Brampton & Gilsland (5044)

		vote	share
Wilkinson K.*	Con	1,875	60.2
Hale J.	Lab	1,241	39.8

Turnout 61.8 20.3

### Bransty (4556)

		vote	share
Kirk B.	Lab	1,694	59.3
Simon M. Ms.	Con	1,164	40.7

Turnout 62.7 18.5

### Cartmel (4494)

		vote	share
Mein R.	LD	1,564	54.1
Wearing W.	Con	1,327	45.9

Turnout 64.3 8.2

### Castle (4330)

		vote	share
Aldersey R.*	LD	994	44.6
Bradley P.	Lab	786	35.3
Fisher C. Ms.	Con	448	20.1

Turnout 51.4 9.3

### Cleator Moor North & Frizington (5147)

		vote	share
Knowles T.	Lab	2,014	65.7
Morris H. Ms.	Con	659	21.5
Minogue M.	LD	392	12.8

Turnout 59.5 44.2

### Cleator Moor South & Egremont (5236)

		vote	share
Leyton S.*	Lab	2,102	61.5
Platt D. Ms.	Con	897	26.3
Minogue G. Ms.	LD	418	12.2

Turnout 65.2 35.3

### Cockermouth East (5092)

		vote	share
Nicholson E.*	Con	1,706	49.8
Harris M.	Lab	1,131	33.0
Burgess M. Ms.	LD	588	17.2

Turnout 67.3 16.8

### Cockermouth West (4106)

		vote	share
Heslop T.*	Con	1,223	46.6
Burns I. Ms.	Lab	959	36.5
Morley J.	LD	442	16.8

Turnout 63.9 10.1

### Currock (4320)

		vote	share
Hall B.	Lab	1,469	61.9
Pattinson J. Ms.	Con	611	25.7
Guest J.	LD	294	12.4

Turnout 54.9 36.1

### Dalston & Cummersdale (5285)

		vote	share
Collier J.*	Con	1,982	56.1
Warwick R.	Lab	822	23.3
McMillan D.	LD	562	15.9
Strong P.	Green	167	4.7

Turnout 66.8 32.8

### Dalton North (4699)

		vote	share
Phizacklea P.*	Lab	1,417	50.5
Crosthwaite W.	Con	987	35.2
Weall T.	PP	400	14.3

Turnout 59.7 15.3

### Dalton South (4608)

		vote	share
Smith W.*	Lab	1,327	50.3
Rothery A.	Con	948	35.9
Young H. Ms.	Ind	188	7.1
Turner D. Ms.	PP	177	6.7

Turnout 57.3 14.4

### Dearham & Broughton (5465)

		vote	share
Clark A.*	Lab	2,245	62.6
Wood M. Ms.	Con	1,342	37.4

Turnout 65.6 25.2

### Denton Holme (4473)

		vote	share
Southward C.*	Lab	1,423	59.7
Stevenson A.	Con	619	26.0
Aldersey E. Ms.	LD	341	14.3

Turnout 53.3 33.7

### Distington & Moresby (4143)

		vote	share
Ross A.	Lab	1,417	55.8
Higgins L. Ms.	Con	718	28.3
Hollowell F.	LD	406	16.0

Turnout 61.3 27.5

### Eden Lakes (4329)

		vote	share
Bird R.	Con	1,269	44.0
Hughes N.	LD	786	27.3
Moffat J.*	Ind	477	16.5
Bradley J. Ms.	Lab	352	12.2

Turnout 66.6 16.7

### Gosforth & Ennerdale (4287)

		vote	share
Toft A.*	Con	1,641	55.6
Cornall C. Ms.	Lab	788	26.7
Dunn L. Ms.	LD	525	17.8

Turnout 68.9 28.9

### Grange (5101)

		vote	share
Jackson P.*	Con	2,090	60.2
Raymond G. Ms.	LD	1,381	39.8

Turnout 68.0 20.4

### Greystoke & Hesket (4432)

		vote	share
Richardson A.	Con	1,391	45.1
Savage G.	Ind	614	19.9
Leonard D.	LD	535	17.3
Coleman E. Ms.	Lab	351	11.4
Bradshaw N.	Green	196	6.3

Turnout 69.6 25.2

### Harraby (4547)

		vote	share
Richardson M.*	Lab	1,596	62.8
Gwillim M. Ms.	Con	946	37.2

Turnout 55.9 25.6

### Harrington Clifton & Stainburn (5146)

		vote	share
Holliday J.	Lab	1,723	53.8
Francis I.	LD	1,480	46.2

Turnout 62.2 7.6

### Hawcoat (4418)

		vote	share
Richardson J.*	Con	1,774	60.9
Melling R. Ms.	Lab	908	31.2
Arts M. Ms.	PP	231	7.9

Turnout 65.9 29.7

### Hensingham & Arlecdon (4484)

		vote	share
Calvin R.*	Lab	1,879	68.4
Maley G.	Con	870	31.6

Turnout 61.3 36.7

### High Furness (4427)

		vote	share
Pearson O.	Con	1,565	51.3
Davies E.*	LD	1,488	48.7

Turnout 69.0 2.5

### Hillcrest (4334)

		vote	share
Andersen J. Ms.	Lab	1,489	54.2
Wonnacott D. Ms.	Con	1,256	45.8

Turnout 63.3 8.5

### Hindpool (4561)

		vote	share
Burns A. Ms.*	Lab	1,421	63.0
Hamezeian R. Ms.	PP	450	20.0
Edwards D.	Con	384	17.0

Turnout 49.4 43.1

### Kells & Sandwith (3806)

		vote	share
McAllister J.*	Lab	1,774	76.5
Higgins G.	Con	545	23.5

Turnout 60.9 53.0

<b>Kendal Castle (4330)</b>			
		<b>vote</b>	<b>share</b>
<b>Clare T.*</b>	LD	2,167	67.1
Lewis O. Ms.	Con	1,064	32.9
<b>Turnout</b>		74.6	34.1
<b>Kendal Highgate (4512)</b>			
		<b>vote</b>	<b>share</b>
<b>Jowett M.*</b>	Lab	1,117	40.5
Jameson B.	LD	990	35.9
Brooks F.	Con	648	23.5
<b>Turnout</b>		61.0	4.6
<b>Kendal Nether (4860)</b>			
		<b>vote</b>	<b>share</b>
<b>Lishman L.*</b>	LD	1,273	41.9
Braithwaite P.	Lab	953	31.4
Mackie M.	Con	810	26.7
<b>Turnout</b>		62.5	10.5
<b>Kendal South (4694)</b>			
		<b>vote</b>	<b>share</b>
<b>Bobbett A.</b>	Con	1,393	43.0
Vincent G.	LD	1,332	41.1
Batteson C.	Lab	512	15.8
<b>Turnout</b>		69.0	1.9
<b>Kendal Strickland &amp; Fell (4548)</b>			
		<b>vote</b>	<b>share</b>
<b>Clarke D.*</b>	Lab	1,469	51.3
Mackereth N.	LD	742	25.9
Graham E. Ms.	Con	650	22.7
<b>Turnout</b>		62.9	25.4
<b>Kent Estuary (5228)</b>			
		<b>vote</b>	<b>share</b>
<b>Stewart I.</b>	LD	1,965	53.3
Rollins R.	Con	1,725	46.7
<b>Turnout</b>		70.6	6.5
<b>Keswick &amp; Derwent (5882)</b>			
		<b>vote</b>	<b>share</b>
<b>Hinde S.</b>	Con	1,503	40.2
Barraclough E. Ms.	LD	1,229	32.8
Kemp D.*	Lab	1,010	27.0
<b>Turnout</b>		63.6	7.3
<b>Kirkby Stephen (4717)</b>			
		<b>vote</b>	<b>share</b>
<b>Stoddard T.*</b>	Con	1,257	40.9
Smith J.	Ind	845	27.5
Pemberton N.	LD	709	23.0
Stevenson A.	Lab	266	8.6
<b>Turnout</b>		65.2	13.4
<b>Lakes (4684)</b>			
		<b>vote</b>	<b>share</b>
<b>Parker A. Ms.*</b>	LD	1,144	41.5
Barton B.	Con	1,059	38.4
Middleton G.	Ind	555	20.1
<b>Turnout</b>		58.9	3.1
<b>Longtown &amp; Bewcastle (4903)</b>			
		<b>vote</b>	<b>share</b>
<b>Jefferson J.*</b>	Con	1,864	62.0
Dodds R.	Lab	772	25.7
Langstone R.	LD	369	12.3
<b>Turnout</b>		61.3	36.3
<b>Low Furness (4587)</b>			
		<b>vote</b>	<b>share</b>
<b>Webster R.*</b>	Con	1,269	41.9
Spendlove N.	LD	1,043	34.4
Scott R.	Lab	716	23.6
<b>Turnout</b>		66.0	7.5
<b>Lower Kentdale (4431)</b>			
		<b>vote</b>	<b>share</b>
<b>Bingham R.*</b>	Con	2,207	69.0
Jolley A.	LD	991	31.0
<b>Turnout</b>		72.2	38.0

<b>Lyth Valley (4278)</b>			
		<b>vote</b>	<b>share</b>
<b>Bland J.*</b>	Con	1,500	53.4
Collins S.	LD	1,307	46.6
<b>Turnout</b>		65.6	6.9
<b>Maryport East (4936)</b>			
		<b>vote</b>	<b>share</b>
<b>Holmes D.*</b>	Lab	2,384	83.0
Lawson J.	Con	487	17.0
<b>Turnout</b>		58.2	66.1
<b>Maryport West (4440)</b>			
		<b>vote</b>	<b>share</b>
<b>Cameron W.*</b>	Lab	1,830	66.2
Bird M.	Ind	612	22.1
Hargreaves H. Ms.	Con	323	11.7
<b>Turnout</b>		62.3	44.1
<b>Millom (5618)</b>			
		<b>vote</b>	<b>share</b>
<b>Hodgson P.</b>	Con	1,473	40.0
Park J.	Lab	1,459	39.6
Baines A.	LIB	748	20.3
<b>Turnout</b>		65.5	0.4
<b>Mirehouse (3569)</b>			
		<b>vote</b>	<b>share</b>
<b>Woolley J.*</b>	Lab	1,714	81.1
Lewthwaite J. Ms.	Con	399	18.9
<b>Turnout</b>		59.2	62.2
<b>Moorclose (3875)</b>			
		<b>vote</b>	<b>share</b>
<b>Humes G.*</b>	Lab	1,547	67.7
Caine A.	LD	737	32.3
<b>Turnout</b>		58.9	35.5
<b>Morton (4910)</b>			
		<b>vote</b>	<b>share</b>
<b>Farmer J.</b>	LD	1,342	43.9
Quilter A. Ms.	Lab	1,224	40.1
Joscelyne D.	Con	488	16.0
<b>Turnout</b>		62.2	3.9
<b>Moss Bay (3597)</b>			
		<b>vote</b>	<b>share</b>
<b>Cannon B. Ms.*</b>	Lab	1,555	80.0
Johansson C. Ms.	LD	389	20.0
<b>Turnout</b>		54.0	60.0
<b>Newbarns (4383)</b>			
		<b>vote</b>	<b>share</b>
<b>Pears W.</b>	Con	1,264	46.7
Garnett J.*	Lab	1,207	44.6
Graham N.	PP	237	8.8
<b>Turnout</b>		61.8	2.1
<b>Old Barrow (3706)</b>			
		<b>vote</b>	<b>share</b>
<b>Hubbold M.*</b>	Lab	1,018	54.4
Wood E.	PP	612	32.7
Palmer W.	Con	241	12.9
<b>Turnout</b>		50.5	21.7
<b>Ormsgill (4085)</b>			
		<b>vote</b>	<b>share</b>
<b>Wilson E.*</b>	Lab	1,153	51.5
Hamezeian J.	PP	719	32.1
Bell K. Ms.	Con	367	16.4
<b>Turnout</b>		54.8	19.4
<b>Parkside (4198)</b>			
		<b>vote</b>	<b>share</b>
<b>Nicholson A.*</b>	Lab	1,392	55.7
Macur T. Ms.	Con	830	33.2
Arts K.	PP	279	11.2
<b>Turnout</b>		59.6	22.5

<b>Penrith East (4326)</b>			
		<b>vote</b>	<b>share</b>
<b>Ash M.*</b>	LD	914	37.4
Fearon H. Ms.	Con	824	33.7
Merchant C.	Lab	416	17.0
Collingwood G.	Ind	290	11.9
<b>Turnout</b>		56.5	3.7
<b>Penrith North (4510)</b>			
		<b>vote</b>	<b>share</b>
<b>Chappelhow P.</b>	Con	1,328	47.1
Crouchley D.	LD	963	34.1
Ellams A. Ms.	Lab	529	18.8
<b>Turnout</b>		62.5	12.9
<b>Penrith Rural (4219)</b>			
		<b>vote</b>	<b>share</b>
<b>Strong G.</b>	Con	1,636	56.9
Natgrass D.	Ind	721	25.1
Bagshaw C.	Lab	520	18.1
<b>Turnout</b>		68.2	31.8
<b>Penrith West (4056)</b>			
		<b>vote</b>	<b>share</b>
<b>Nineham C.*</b>	Ind	713	33.1
Thompson J.	Con	670	31.1
Mason G.	LD	409	19.0
Rockcliffe-King G.	Lab	362	16.8
<b>Turnout</b>		53.1	2.0
<b>Risedale (5189)</b>			
		<b>vote</b>	<b>share</b>
<b>Hamilton K.*</b>	Lab	1,785	65.1
English D.	Con	517	18.8
Dacre A.	PP	442	16.1
<b>Turnout</b>		52.9	46.2
<b>Roosecote (4151)</b>			
		<b>vote</b>	<b>share</b>
<b>Shaw N.*</b>	Lab	1,361	52.5
Joughin J.	Con	1,232	47.5
<b>Turnout</b>		62.5	5.0
<b>Seascale &amp; Whicham (4788)</b>			
		<b>vote</b>	<b>share</b>
<b>Brown S. Ms.</b>	Con	1,778	53.2
Putnam R.	LD	920	27.5
Usher G.	Lab	642	19.2
<b>Turnout</b>		69.7	25.7
<b>Seaton (4084)</b>			
		<b>vote</b>	<b>share</b>
<b>Findley N.*</b>	Lab	1,716	71.0
Newton W.	Con	701	29.0
<b>Turnout</b>		59.2	42.0
<b>Sedbergh &amp; Kirkby Lonsdale (4778)</b>			
		<b>vote</b>	<b>share</b>
<b>Nicholson J.*</b>	Con	2,066	64.8
McLennan S.	LD	1,120	35.2
<b>Turnout</b>		66.7	29.7
<b>Solway Coast (5185)</b>			
		<b>vote</b>	<b>share</b>
<b>Allison R.</b>	Lab	1,208	37.4
Markley A.	Con	1,162	36.0
Jefferson W.	Ind	739	22.9
Peacock J.	LCA	121	3.7
<b>Turnout</b>		62.3	1.4
<b>St. Aidans (4522)</b>			
		<b>vote</b>	<b>share</b>
<b>Watson R.*</b>	Lab	1,284	49.1
Fontes A.	Con	933	35.7
Edmondson J. Ms.	LD	399	15.3
<b>Turnout</b>		57.8	13.4

<b>St. Bees &amp; Egremont (4206)</b>			
		<b>vote</b>	<b>share</b>
<b>Southward D.*</b>	Lab	1,530	57.3
Holmes J.	Con	1,142	42.7
<b>Turnout</b>		63.5	14.5

<b>St. Johns (4371)</b>			
		<b>vote</b>	<b>share</b>
<b>Samson J.*</b>	Lab	1,633	60.2
Hardon R.	Con	1,081	39.8
<b>Turnout</b>		62.1	20.3

<b>St. Michaels (4102)</b>			
		<b>vote</b>	<b>share</b>
<b>Stainton T. Ms.*</b>	Lab	1,897	75.1
Steel K.	Con	386	15.3
Hayton M.	LD	244	9.7
<b>Turnout</b>		61.6	59.8

<b>Stanwix &amp; Irthington (4842)</b>			
		<b>vote</b>	<b>share</b>
<b>Mallinson J.*</b>	Con	1,670	52.3
Graham W.	Ind	1,521	47.7
<b>Turnout</b>		65.9	4.7

<b>Stanwix Urban (4675)</b>			
		<b>vote</b>	<b>share</b>
<b>Mallinson E. Ms.*</b>	Con	1,810	57.2
Aitken K.	Lab	1,355	42.8
<b>Turnout</b>		67.7	14.4

<b>Ulverston East (4738)</b>			
		<b>vote</b>	<b>share</b>
<b>Kolbe W. Ms.*</b>	Lab	1,691	63.1
Hornby C.	Con	987	36.9
<b>Turnout</b>		56.5	26.3

<b>Ulverston West (4617)</b>			
		<b>vote</b>	<b>share</b>
<b>Halfpenny P. Ms.*</b>	Con	1,774	58.4
Rajan B.	Lab	1,265	41.6
<b>Turnout</b>		65.8	16.7

<b>Upper Kent (4434)</b>			
		<b>vote</b>	<b>share</b>
<b>Short L.*</b>	LD	1,640	53.1
Proctor S.	Con	1,448	46.9
<b>Turnout</b>		69.6	6.2

<b>Upperby (4157)</b>			
		<b>vote</b>	<b>share</b>
<b>Young S.*</b>	Lab	1,565	70.6
Watson J. Ms.	Con	653	29.4
<b>Turnout</b>		53.3	41.1

<b>Walney North (4249)</b>			
		<b>vote</b>	<b>share</b>
<b>Murphy J. Ms.*</b>	Lab	1,622	65.3
Richardson S. Ms.	Con	564	22.7
Tucker W.	PP	298	12.0
<b>Turnout</b>		58.5	42.6

<b>Walney South (4420)</b>			
		<b>vote</b>	<b>share</b>
<b>Horne A.*</b>	Lab	1,631	61.9
Roberts D.	Con	655	24.9
Morris D. Ms.	PP	349	13.2
<b>Turnout</b>		59.6	37.0

<b>Wetheral (5087)</b>			
		<b>vote</b>	<b>share</b>
<b>Robinson J.*</b>	Con	2,255	66.3
Horne R.	Lab	1,146	33.7
<b>Turnout</b>		66.8	32.6

<b>Wigton (4921)</b>			
		<b>vote</b>	<b>share</b>
<b>Edgar R.*</b>	Con	1,457	53.1
Walton W.	Lab	756	27.6
Holmes A. Ms.	LD	531	19.4
<b>Turnout</b>		55.8	25.5

<b>Windermere (5120)</b>			
		<b>vote</b>	<b>share</b>
<b>Stocker J. Ms.*</b>	LD	1,928	57.9
Fallowfield E.	Con	1,404	42.1
<b>Turnout</b>		65.1	15.7

<b>Yewdale (4758)</b>			
		<b>vote</b>	<b>share</b>
<b>Horne H. Ms.</b>	Lab	1,453	49.7
Hodgson B.	Con	1,068	36.5
Hodgson T.	LD	404	13.8
<b>Turnout</b>		61.5	13.2

## Cumbria 2005

<b>Alston &amp; East Fellside (4929)</b>			
		<b>vote</b>	<b>share</b>
<b>Henderson I. Ms.</b>	Con	1,257	35.7
Metz B.	Ind	1,028	29.2
Collinge G.	LD	775	22.0
Bagshaw C.	Lab	463	13.1
<b>Turnout</b>		71.5	6.5

<b>Appleby (4434)</b>			
		<b>vote</b>	<b>share</b>
<b>Warburton M. Ms.*</b>	Con	1,474	51.0
Connell A.	LD	1,418	49.0
<b>Turnout</b>		65.2	1.9

<b>Aspatria &amp; Wharrels (5186)</b>			
		<b>vote</b>	<b>share</b>
<b>Buchanan J.</b>	Con	1,609	48.4
McCarron-Holmes C. Ms.	Lab	997	30.0
Burgess E.	LD	717	21.6
<b>Turnout</b>		64.1	18.4

<b>Belah (4812)</b>			
		<b>vote</b>	<b>share</b>
<b>Toole A.*</b>	Con	1,644	53.9
Hendry J.	Lab	1,284	42.1
Gibson M.	LCA	124	4.1
<b>Turnout</b>		63.4	11.8

<b>Belle Vue (4204)</b>			
		<b>vote</b>	<b>share</b>
<b>Weber C.*</b>	Lab	1,200	49.7
Bain G.	Con	745	30.9
Tootle J.	LD	411	17.0
Peacock J.	LCA	57	2.4
<b>Turnout</b>		57.4	18.9

<b>Botcherby (4498)</b>			
		<b>vote</b>	<b>share</b>
<b>Glendinning A. Ms.*</b>	Lab	1,456	71.1
Cartner T. Ms.	Con	591	28.9
<b>Turnout</b>		45.5	42.3

<b>Bowness Thursby &amp; Caldbeck (4945)</b>			
		<b>vote</b>	<b>share</b>
<b>Fairbairn D.*</b>	Con	1,969	62.2
Luckley O. Ms.	LD	1,195	37.8
<b>Turnout</b>		64.0	24.5

<b>Brampton &amp; Gilsland (5201)</b>			
		<b>vote</b>	<b>share</b>
<b>Howard P.</b>	Con	1,370	47.8
Faulds A.	Lab	809	28.2
Marsden A.	LD	689	24.0
<b>Turnout</b>		55.1	19.6

<b>Bransty (4869)</b>			
		<b>vote</b>	<b>share</b>
<b>Kirk B.*</b>	Lab	1,746	64.4
Hall D.	Con	964	35.6
<b>Turnout</b>		55.7	28.9

<b>Cartmel (4406)</b>			
		<b>vote</b>	<b>share</b>
<b>Walsh E.</b>	Con	1,332	44.3
Birchall D.	LD	1,302	43.3
Molloy M. Ms.	Lab	374	12.4
<b>Turnout</b>		68.3	1.0

<b>Castle (4224)</b>			
		<b>vote</b>	<b>share</b>
<b>Hodgson T.</b>	LD	937	43.8
Riddle J. Ms.	Lab	853	39.9
Smith P. Ms.	Con	349	16.3
<b>Turnout</b>		50.6	3.9

<b>Cleator Moor North &amp; Frizington (5306)</b>			
		<b>vote</b>	<b>share</b>
<b>Knowles T.*</b>	Lab	2,082	71.4
Carroll A.	Con	834	28.6
<b>Turnout</b>		55.0	42.8

<b>Cleator Moor South &amp; Egremont (5212)</b>			
		<b>vote</b>	<b>share</b>
<b>Leyton S.*</b>	Lab	1,990	63.9
Lewthwaite J. Ms.	Con	1,126	36.1
<b>Turnout</b>		59.8	27.7

<b>Cockermouth East (4836)</b>			
		<b>vote</b>	<b>share</b>
<b>Nicholson E.*</b>	Con	1,789	54.9
Smith A.	Lab	1,471	45.1
<b>Turnout</b>		67.4	9.8

<b>Cockermouth West (4224)</b>			
		<b>vote</b>	<b>share</b>
<b>Heslop T.*</b>	Con	1,550	55.9
Bacon W.	Lab	1,221	44.1
<b>Turnout</b>		65.6	11.9

<b>Currock (4345)</b>			
		<b>vote</b>	<b>share</b>
<b>Bradley H. Ms.</b>	Lab	1,414	61.7
Fisher L.	Con	510	22.3
Richardson M. Ms.	LD	366	16.0
<b>Turnout</b>		52.7	39.5

<b>Dalston &amp; Cummersdale (5944)</b>			
		<b>vote</b>	<b>share</b>
<b>Collier J.*</b>	Con	2,057	50.6
Warwick A. Ms.	Lab	1,042	25.6
Wyllie W.	LD	968	23.8
<b>Turnout</b>		68.4	25.0

<b>Dalton North (4716)</b>			
		<b>vote</b>	<b>share</b>
<b>Phizacklea P.*</b>	Lab	1,495	54.5
Crosthwaite W.	Con	1,246	45.5
<b>Turnout</b>		58.1	9.1

<b>Dalton South (4400)</b>			
		<b>vote</b>	<b>share</b>
<b>Smith W.*</b>	Lab	1,215	47.7
Murray F.	Con	985	38.7
Young H. Ms.	Ind	348	13.7
<b>Turnout</b>		57.9	9.0

<b>Dearham &amp; Broughton (5302)</b>			
		<b>vote</b>	<b>share</b>
<b>Clark A.*</b>	Lab	2,031	59.0
Harris C.	Con	1,412	41.0
<b>Turnout</b>		64.9	18.0

<b>Denton Holme (4671)</b>			
		<b>vote</b>	<b>share</b>
<b>McDevitt H.</b>	Lab	1,587	61.7
Parsons D. Ms.	Con	543	21.1
Struthers R.	LD	442	17.2
<b>Turnout</b>		55.1	40.6
<b>Distington &amp; Moresby (4216)</b>			
		<b>vote</b>	<b>share</b>
<b>Ross A.*</b>	Lab	1,522	65.1
Higgins G.	Con	817	34.9
<b>Turnout</b>		55.5	30.1
<b>Eden Lakes (4381)</b>			
		<b>vote</b>	<b>share</b>
<b>Bird R.*</b>	Con	1,315	44.8
Hughes N.	LD	1,152	39.2
Wildish J. Ms.	Ind	470	16.0
<b>Turnout</b>		67.0	5.5
<b>Gosforth &amp; Ennerdale (4301)</b>			
		<b>vote</b>	<b>share</b>
<b>Clarkson N.</b>	Con	1,467	50.2
Watson P.	Lab	897	30.7
Minogue M.	LD	561	19.2
<b>Turnout</b>		68.0	19.5
<b>Grange (4964)</b>			
		<b>vote</b>	<b>share</b>
<b>Wearing W.</b>	Con	1,973	53.7
Hall J. Ms.	LD	1,374	37.4
Scullard L.	Lab	328	8.9
<b>Turnout</b>		74.0	16.3
<b>Greystoke &amp; Heskett (4713)</b>			
		<b>vote</b>	<b>share</b>
<b>Richardson A.*</b>	Con	1,775	54.9
Leonard D.	LD	1,063	32.9
Huddleston P.	Ind	395	12.2
<b>Turnout</b>		68.6	22.0
<b>Harraby (4601)</b>			
		<b>vote</b>	<b>share</b>
<b>Richardson M.*</b>	Lab	1,423	56.1
Stevenson A.	Con	691	27.2
Hall O. Ms.	LD	423	16.7
<b>Turnout</b>		55.1	28.9
<b>Harrington Clifton &amp; Stainburn (5066)</b>			
		<b>vote</b>	<b>share</b>
<b>Caine A.</b>	LD	1,603	52.5
Holliday J.*	Lab	1,450	47.5
<b>Turnout</b>		60.3	5.0
<b>Hawcoat (4212)</b>			
		<b>vote</b>	<b>share</b>
<b>Richardson J.*</b>	Con	1,924	67.3
Kegg T. Ms.	Lab	935	32.7
<b>Turnout</b>		67.9	34.6
<b>Hensingham &amp; Arlecdon (4471)</b>			
		<b>vote</b>	<b>share</b>
<b>Calvin R.*</b>	Lab	1,712	67.2
Simpson M. Ms.	Con	836	32.8
<b>Turnout</b>		57.0	34.4
<b>High Furness (4250)</b>			
		<b>vote</b>	<b>share</b>
<b>Pearson O.*</b>	Con	1,426	46.7
Davies E.	LD	1,265	41.5
Cross R. Ms.	Lab	360	11.8
<b>Turnout</b>		71.8	5.3
<b>Hillcrest (4420)</b>			
		<b>vote</b>	<b>share</b>
<b>Andersen J. Ms.*</b>	Lab	1,237	46.9
Norwood A.	Con	984	37.3
Hollowell F.	LD	419	15.9
<b>Turnout</b>		59.7	9.6

<b>Hindpool (3894)</b>			
		<b>vote</b>	<b>share</b>
<b>Burns A. Ms.*</b>	Lab	1,327	73.2
Murray J.	Con	485	26.8
<b>Turnout</b>		46.5	46.5
<b>Kells &amp; Sandwith (3897)</b>			
		<b>vote</b>	<b>share</b>
<b>McAllister J.*</b>	Lab	1,367	65.8
Brown G.	Ind	357	17.2
Higgins L. Ms.	Con	355	17.1
<b>Turnout</b>		53.3	48.6
<b>Kendal Castle (4734)</b>			
		<b>vote</b>	<b>share</b>
<b>Clare T.*</b>	LD	1,941	57.6
Robinson E. Ms.	Con	1,034	30.7
Batteson C.	Lab	395	11.7
<b>Turnout</b>		71.2	26.9
<b>Kendal Highgate (4284)</b>			
		<b>vote</b>	<b>share</b>
<b>Cook G.</b>	LD	1,167	43.6
Jowett M.*	Lab	900	33.6
Chisholm Caunt J. Ms.	Con	611	22.8
<b>Turnout</b>		62.5	10.0
<b>Kendal Nether (4667)</b>			
		<b>vote</b>	<b>share</b>
<b>Lishman L.*</b>	LD	1,506	48.9
Braithwaite P.	Lab	791	25.7
Patrick K. Ms.	Con	781	25.4
<b>Turnout</b>		66.0	23.2
<b>Kendal South (4748)</b>			
		<b>vote</b>	<b>share</b>
<b>Bobbett A.*</b>	Con	1,480	42.2
Vincent G.	LD	1,443	41.2
Rothwell R.	Lab	478	13.6
Billson-Page A.	Ind	103	2.9
<b>Turnout</b>		73.8	1.1
<b>Kendal Strickland &amp; Fell (4621)</b>			
		<b>vote</b>	<b>share</b>
<b>Clarke D.*</b>	Lab	1,434	45.3
Coleman S.	LD	1,149	36.3
Mackie M.	Con	582	18.4
<b>Turnout</b>		68.5	9.0
<b>Kent Estuary (5177)</b>			
		<b>vote</b>	<b>share</b>
<b>Stewart I.*</b>	LD	2,038	52.5
Coates A.	Con	1,526	39.3
Strang A.	Lab	319	8.2
<b>Turnout</b>		75.0	13.2
<b>Keswick &amp; Derwent (5293)</b>			
		<b>vote</b>	<b>share</b>
<b>Barraclough E. Ms.</b>	LD	1,602	45.6
Munby R.	Con	1,099	31.3
Kemp D.	Lab	810	23.1
<b>Turnout</b>		66.3	14.3
<b>Kirkby Stephen (4862)</b>			
		<b>vote</b>	<b>share</b>
<b>Stoddard T.*</b>	Con	1,334	42.4
Raw J.	LD	954	30.3
Brook J. Ms.	Ind	861	27.3
<b>Turnout</b>		64.8	12.1
<b>Lakes (4153)</b>			
		<b>vote</b>	<b>share</b>
<b>Barton B.</b>	Con	1,025	40.5
Abrahams M. Ms.	LD	908	35.9
Middleton G.	Ind	324	12.8
Colquhoun M. Ms.	Lab	275	10.9
<b>Turnout</b>		61.0	4.6

<b>Longtown &amp; Bewcastle (5071)</b>			
		<b>vote</b>	<b>share</b>
<b>Prest G.</b>	Con	1,417	52.6
Dodds R.	Lab	769	28.5
Gallagher J. Ms.	LD	509	18.9
<b>Turnout</b>		53.1	24.0
<b>Low Furness (4698)</b>			
		<b>vote</b>	<b>share</b>
<b>Hemingway J.</b>	LD	1,636	53.4
Steel D.	Con	1,425	46.6
<b>Turnout</b>		65.2	6.9
<b>Lower Kentdale (4612)</b>			
		<b>vote</b>	<b>share</b>
<b>Bingham R.*</b>	Con	2,209	64.5
Jolley A.	LD	925	27.0
Horner P.	Lab	292	8.5
<b>Turnout</b>		74.3	37.5
<b>Lyth Valley (4114)</b>			
		<b>vote</b>	<b>share</b>
<b>Bland J.*</b>	Con	1,745	58.1
Horner M. Ms.	LD	1,048	34.9
Yates R.	Lab	212	7.1
<b>Turnout</b>		73.0	23.2
<b>Maryport East (4518)</b>			
		<b>vote</b>	<b>share</b>
<b>Little K.</b>	Lab	2,044	82.9
Pattinson D.	Con	421	17.1
<b>Turnout</b>		54.6	65.8
<b>Maryport West (3997)</b>			
		<b>vote</b>	<b>share</b>
<b>Cameron W.*</b>	Lab	1,706	73.5
Lishman N.	Con	615	26.5
<b>Turnout</b>		58.1	47.0
<b>Millom (5647)</b>			
		<b>vote</b>	<b>share</b>
<b>Cole R.</b>	Con	1,700	50.0
Woodward R.	Lab	1,698	50.0
<b>Turnout</b>		60.2	0.1
<b>Mirehouse (3587)</b>			
		<b>vote</b>	<b>share</b>
<b>Woolley J.*</b>	Lab	1,357	74.2
Swift M.	Con	473	25.8
<b>Turnout</b>		51.0	48.3
<b>Moorclose (3326)</b>			
		<b>vote</b>	<b>share</b>
<b>Humes G.*</b>	Lab	1,358	71.1
Johanssen C. Ms.	LD	551	28.9
<b>Turnout</b>		57.4	42.3
<b>Morton (4833)</b>			
		<b>vote</b>	<b>share</b>
<b>Bell J.</b>	Lab	1,540	49.9
Farmer J.*	LD	1,102	35.7
Fisher C. Ms.	Con	404	13.1
Gibson L. Ms.	LCA	43	1.4
<b>Turnout</b>		63.9	14.2
<b>Moss Bay (3005)</b>			
		<b>vote</b>	<b>share</b>
<b>Cannon B. Ms.*</b>	Lab	1,172	78.8
Hardon R.	Con	316	21.2
<b>Turnout</b>		49.5	57.5
<b>Newbarns (4114)</b>			
		<b>vote</b>	<b>share</b>
<b>Murphy J.</b>	Lab	1,106	44.8
Pears W.*	Con	1,067	43.2
Tongue J.	Ind	295	12.0
<b>Turnout</b>		60.0	1.6

Old Barrow (3158)			
		vote	share
<b>Kitchen C.</b>	Lab	657	43.4
Wood E.	Ind	645	42.6
Hamezeian R. Ms.	PP	211	13.9
<b>Turnout</b>		47.9	0.8

Ormsgill (3830)			
		vote	share
<b>Wilson E.*</b>	Lab	954	49.0
Hamezeian J.	PP	615	31.6
Macur T. Ms.	Con	376	19.3
<b>Turnout</b>		50.8	17.4

Parkside (3826)			
		vote	share
<b>Nicholson A.*</b>	Lab	1,307	58.9
Richardson S. Ms.	Con	913	41.1
<b>Turnout</b>		58.0	17.7

Penrith East (4493)			
		vote	share
<b>Ash M.*</b>	LD	1,129	45.1
Nicolson G.	Con	765	30.6
Dovaston K.	Lab	467	18.7
Nicholson J.	Ind	141	5.6
<b>Turnout</b>		55.7	14.5

Penrith North (4546)			
		vote	share
<b>Chappelhow P.*</b>	Con	1,132	39.0
Bell A.	LD	1,034	35.6
Rockliffe-King G.	Lab	432	14.9
Robinson M. Ms.	Ind	304	10.5
<b>Turnout</b>		63.8	3.4

Penrith Rural (4478)			
		vote	share
<b>Strong G.*</b>	Con	1,793	57.7
Hughes S.	LD	850	27.4
Crompton A. Ms.	Lab	464	14.9
<b>Turnout</b>		69.4	30.4

Penrith West (4108)			
		vote	share
<b>Nineham C.*</b>	Ind	754	33.8
Thompson J.	Con	663	29.7
Burgin R.	LD	455	20.4
Wilson E.	Lab	360	16.1
<b>Turnout</b>		54.3	4.1

Risedale (4662)			
		vote	share
<b>Hamilton K.*</b>	Lab	1,654	71.9
English D.	Con	645	28.1
<b>Turnout</b>		49.3	43.9

Roosecote (4345)			
		vote	share
<b>Shaw N.*</b>	Lab	1,057	38.5
Williams K.	Con	1,052	38.3
Titcombe A.	LD	635	23.1
<b>Turnout</b>		63.2	0.2

Seascale & Whicham (4833)			
		vote	share
<b>Brown S. Ms.*</b>	Con	2,321	71.0
Holliday A.	Lab	946	29.0
<b>Turnout</b>		67.6	42.1

Seaton (3961)			
		vote	share
<b>Fee T.</b>	Ind	1,202	51.3
Ardron J.	Lab	1,140	48.7
<b>Turnout</b>		59.1	2.6

Sedbergh & Kirkby Lonsdale (4687)			
		vote	share
<b>Nicholson J.*</b>	Con	1,914	57.1
McLennan S.	LD	1,150	34.3
Horner D. Ms.	Lab	289	8.6
<b>Turnout</b>		71.5	22.8

Solway Coast (4994)			
		vote	share
<b>Markley A.*</b>	Con	1,269	40.3
Allison R.	Lab	1,127	35.8
Jefferson W.	Ind	749	23.8
<b>Turnout</b>		63.0	4.5

St. Aidans (4512)			
		vote	share
<b>Watson R.*</b>	Lab	1,518	63.3
Bainbridge J.	Con	880	36.7
<b>Turnout</b>		53.1	26.6

St. Bees & Egremont (4326)			
		vote	share
<b>Southward D.*</b>	Lab	1,411	53.9
Davis-Johnston A.	Con	940	35.9
Mossop A.	Edem	269	10.3
<b>Turnout</b>		60.6	18.0

St. Johns (3912)			
		vote	share
<b>Samson J.*</b>	Lab	1,345	57.8
Heathcote J.	Con	984	42.2
<b>Turnout</b>		59.5	15.5

St. Michaels (3445)			
		vote	share
<b>Barry A.</b>	Lab	1,282	62.7
Francis I.	LD	763	37.3
<b>Turnout</b>		59.4	25.4

Stanwix & Irthington (5097)			
		vote	share
<b>Mallinson J.*</b>	Con	1,760	51.9
Graham W.	Ind	1,632	48.1
<b>Turnout</b>		66.5	3.8

Stanwix Urban (4809)			
		vote	share
<b>Mallinson E. Ms.*</b>	Con	1,736	54.1
Stothard G.	Lab	1,475	45.9
<b>Turnout</b>		66.8	8.1

Ulverston East (4402)			
		vote	share
<b>Kolbe W. Ms.*</b>	Lab	1,397	55.2
Wilkinson B.	Con	823	32.5
Beach A.	UKIP	312	12.3
<b>Turnout</b>		57.5	22.7

Ulverston West (4441)			
		vote	share
<b>Halfpenny P. Ms.*</b>	Con	1,682	54.7
Rajan B.	Lab	896	29.1
Filmore S.	Green	499	16.2
<b>Turnout</b>		69.3	25.5

Upper Kent (4444)			
		vote	share
<b>Collins S.</b>	LD	1,755	54.5
Bell P. Ms.	Con	1,189	36.9
Dobson A. Ms.	Lab	277	8.6
<b>Turnout</b>		72.5	17.6

Upperby (4030)			
		vote	share
<b>Young S.*</b>	Lab	1,297	60.5
Clarke M.	Con	448	20.9
Osler J.	LD	398	18.6
<b>Turnout</b>		53.2	39.6

Walney North (4095)			
		vote	share
<b>Murphy J. Ms.*</b>	Lab	1,315	58.6
Lauderdale B. Ms.	Con	632	28.2
Arts K.	Ind	298	13.3
<b>Turnout</b>		54.8	30.4

Walney South (4127)			
		vote	share
<b>Garnett J.</b>	Lab	1,211	50.1
Pritchard G.	Con	786	32.5
Smart S.	Ind	315	13.0
Weall T.	Ind	103	4.3
<b>Turnout</b>		58.5	17.6

Wetheral (5561)			
		vote	share
<b>Robinson J.*</b>	Con	2,206	64.7
Horne R.	Lab	1,205	35.3
<b>Turnout</b>		61.3	29.3

Wigton (4714)			
		vote	share
<b>Crouch J.</b>	Lab	856	32.1
Moffat S.	Con	804	30.1
Scott G.	Ind	711	26.6
Forsyth J. Ms.	LD	299	11.2
<b>Turnout</b>		56.6	1.9

Windermere (4879)			
		vote	share
<b>Stocker J. Ms.*</b>	LD	1,858	55.0
Williams D.	Con	1,211	35.8
Watson I. Ms.	Lab	309	9.1
<b>Turnout</b>		69.2	19.2

Yewdale (4903)			
		vote	share
<b>Horne H. Ms.*</b>	Lab	1,890	61.1
Ellis G.	Con	1,202	38.9
<b>Turnout</b>		63.1	22.3

## Cumbria 2009

Alston & East Fellside (4717)			
		vote	share
<b>Robinson M. Ms.</b>	Ind	700	33.8
Orchard S. Ms.	Con	651	31.4
Bell A.	LD	519	25.0
Blenkharn K. Ms.	Lab	203	9.8
<b>Turnout</b>		44.9	2.4

Appleby (4154)			
		vote	share
<b>Stephenson M.</b>	Con	925	48.9
Connell A.	LD	888	46.9
Harrison J. Ms.	Lab	80	4.2
<b>Turnout</b>		46.1	2.0

Aspatria & Wharrels (5399)			
		vote	share
<b>Buchanan J.*</b>	Con	1,276	56.8
Rimmer R.	Lab	557	24.8
Pugmire M.	LD	413	18.4
<b>Turnout</b>		41.9	32.0

Belah (4871)			
		vote	share
<b>Toole A.*</b>	Con	1,279	65.1
Im Thurn R.	Lab	497	25.3
Newton W.	BNP	188	9.6
<b>Turnout</b>		40.3	39.8

<b>Belle Vue (4611)</b>			
		<b>vote</b>	<b>share</b>
<b>Stockdale I.</b>	Lab	635	39.4
Reynolds K.	Con	575	35.7
Bain G.	Ind	243	15.1
Bingham S.	BNP	159	9.9
<b>Turnout</b>		35.0	3.7
<b>Botcherby (4657)</b>			
		<b>vote</b>	<b>share</b>
<b>Betton R.</b>	Ind	507	32.9
Glendinning A. Ms.*	Lab	428	27.8
Nedved P.	Con	366	23.8
Chappell K.	BNP	116	7.5
Farmer C.	LD	85	5.5
McCutcheon C. Ms.	Green	38	2.5
<b>Turnout</b>		33.1	5.1
<b>Bowness Thursby &amp; Caldbeck (5052)</b>			
		<b>vote</b>	<b>share</b>
<b>Fairbairn D.*</b>	Con	1,455	66.4
Scott M. Ms.	LD	459	20.9
Goldsmith B.	Lab	277	12.6
<b>Turnout</b>		43.4	45.5
<b>Brampton &amp; Gilsland (5170)</b>			
		<b>vote</b>	<b>share</b>
<b>Fisher L.*</b>	Con	1,007	47.8
Hendry J.	Lab	587	27.9
Luckley O. Ms.	LD	367	17.4
Elliott M.	BNP	146	6.9
<b>Turnout</b>		40.8	19.9
<b>Bransty (4939)</b>			
		<b>vote</b>	<b>share</b>
<b>Roberts G.</b>	Con	782	43.8
Kirk B.*	Lab	761	42.6
Southward M.	BNP	243	13.6
<b>Turnout</b>		37.5	1.2
<b>Cartmel (4405)</b>			
		<b>vote</b>	<b>share</b>
<b>Wilson R.</b>	LD	1,404	60.6
Walsh T.*	Con	872	37.6
Short K.	Lab	42	1.8
<b>Turnout</b>		52.9	23.0
<b>Castle (4290)</b>			
		<b>vote</b>	<b>share</b>
<b>Tootle J.</b>	LD	424	34.3
Bowditch S.	Lab	297	24.0
Eden B. Ms.	Con	241	19.5
Hellberg T.	Green	144	11.7
Whittingham B.	BNP	129	10.4
<b>Turnout</b>		28.8	10.3
<b>Cleator Moor North &amp; Frizington (5344)</b>			
		<b>vote</b>	<b>share</b>
<b>Knowles T.*</b>	Lab	844	45.8
Jefferson C.	BNP	501	27.2
Simpson K.	Con	498	27.0
<b>Turnout</b>		34.9	18.6
<b>Cleator Moor South &amp; Egremont (5305)</b>			
		<b>vote</b>	<b>share</b>
<b>Morgan F.</b>	Lab	778	42.3
Lewthwaite J. Ms.	Con	556	30.2
Hurst K.	BNP	276	15.0
Minogue M.	LD	230	12.5
<b>Turnout</b>		35.0	12.1
<b>Cockermouth East (5011)</b>			
		<b>vote</b>	<b>share</b>
<b>Nicholson E.*</b>	Con	1,228	57.1
Henderson J. Ms.	LD	510	23.7
Hayhurst M.	Lab	413	19.2
<b>Turnout</b>		43.3	33.4

<b>Cockermouth West (4382)</b>			
		<b>vote</b>	<b>share</b>
<b>Kennon A.</b>	Con	1,167	60.2
Bacon B.	Lab	388	20.0
Standen D. Ms.	Green	383	19.8
<b>Turnout</b>		44.7	40.2
<b>Currock (4586)</b>			
		<b>vote</b>	<b>share</b>
<b>Bradley H. Ms.*</b>	Lab	764	54.5
Ellis G.	Con	393	28.0
Barbour A.	BNP	245	17.5
<b>Turnout</b>		30.6	26.5
<b>Dalston &amp; Cummersdale (6197)</b>			
		<b>vote</b>	<b>share</b>
<b>Allison T.</b>	LD	1,316	44.5
Collier J.*	Con	1,243	42.0
Warwick S. Ms.	Lab	254	8.6
Gardner G.	BNP	147	5.0
<b>Turnout</b>		47.8	2.5
<b>Dalton North (4954)</b>			
		<b>vote</b>	<b>share</b>
<b>Heath J. Ms.</b>	Con	751	50.3
Doughty B.	Lab	397	26.6
Murray L. Ms.	LD	346	23.2
<b>Turnout</b>		30.6	23.7
<b>Dalton South (4679)</b>			
		<b>vote</b>	<b>share</b>
<b>Bleasdale B.</b>	Con	578	42.3
Smith W.*	Lab	428	31.4
Murray G.	LD	359	26.3
<b>Turnout</b>		29.9	11.0
<b>Dearham &amp; Broughton (5560)</b>			
		<b>vote</b>	<b>share</b>
<b>Martin E.</b>	Con	1,064	46.6
Clark A.*	Lab	836	36.6
Smith G.	Green	385	16.8
<b>Turnout</b>		41.7	10.0
<b>Denton Holme (4774)</b>			
		<b>vote</b>	<b>share</b>
<b>McDevitt H.*</b>	Lab	745	49.0
Danmole-Ellis S. Ms.	Con	352	23.2
Harrison J.	LD	189	12.4
Graham S.	Green	131	8.6
Forrester G. Ms.	BNP	102	6.7
<b>Turnout</b>		31.8	25.9
<b>Distington &amp; Moresby (4339)</b>			
		<b>vote</b>	<b>share</b>
<b>Ross C.*</b>	Lab	548	38.8
Hollowell F.	LD	357	25.3
Wonnacott D. Ms.	Con	343	24.3
Stevenson H. Ms.	BNP	165	11.7
<b>Turnout</b>		32.6	13.5
<b>Eden Lakes (4062)</b>			
		<b>vote</b>	<b>share</b>
<b>Lowther T.</b>	Con	1,084	50.7
Hughes N.	LD	962	45.0
Wilson D.	Lab	91	4.3
<b>Turnout</b>		53.0	5.7
<b>Gosforth &amp; Ennerdale (4445)</b>			
		<b>vote</b>	<b>share</b>
<b>Clarkson N.*</b>	Con	1,189	64.8
Watson P.	Lab	473	25.8
Hicks L. Ms.	BNP	173	9.4
<b>Turnout</b>		41.7	39.0
<b>Grange (4898)</b>			
		<b>vote</b>	<b>share</b>
<b>Wearing B.*</b>	Con	1,421	52.4
Wright M.	LD	1,202	44.4
Haigh C.	Lab	87	3.2
<b>Turnout</b>		55.8	8.1

<b>Greystoke &amp; Hesket (4360)</b>			
		<b>vote</b>	<b>share</b>
<b>Richardson A.*</b>	Con	1,222	59.5
Darrall V. Ms.	LD	399	19.4
Bates L. Ms.	Green	302	14.7
Southward C.	Lab	130	6.3
<b>Turnout</b>		47.5	40.1
<b>Harraby (4815)</b>			
		<b>vote</b>	<b>share</b>
<b>Weber C.*</b>	Lab	703	42.5
Stevenson A.	Con	536	32.4
Clode D. Ms.	LD	212	12.8
Carvell A.	BNP	204	12.3
<b>Turnout</b>		34.4	10.1
<b>Harrington Clifton &amp; Stainburn (5159)</b>			
		<b>vote</b>	<b>share</b>
<b>Rae M. Ms.</b>	Lab	748	36.2
Hardon R.	Con	612	29.6
Caine A.*	LD	454	22.0
Richardson V.	BNP	251	12.2
<b>Turnout</b>		40.3	6.6
<b>Hawcoat (4216)</b>			
		<b>vote</b>	<b>share</b>
<b>Roberts D.</b>	Con	899	46.7
Stephenson M.	Ind	724	37.6
Melling R. Ms.	Lab	197	10.2
Ashburner M.	BNP	106	5.5
<b>Turnout</b>		45.8	9.1
<b>Hensingham &amp; Arlecdon (4616)</b>			
		<b>vote</b>	<b>share</b>
<b>Hawkins M.</b>	Lab	730	49.1
Simpson M. Ms.	Con	504	33.9
Hornby S.	BNP	254	17.1
<b>Turnout</b>		32.7	15.2
<b>High Furness (4099)</b>			
		<b>vote</b>	<b>share</b>
<b>Salisbury C. Ms.</b>	Con	1,315	59.5
Hemingway J.*	LD	894	40.5
<b>Turnout</b>		54.6	19.1
<b>Hillcrest (4525)</b>			
		<b>vote</b>	<b>share</b>
<b>Wonnacott A.</b>	Con	826	46.9
Gibbons S.	Lab	706	40.1
Pugh B.	BNP	229	13.0
<b>Turnout</b>		39.4	6.8
<b>Hindpool (4299)</b>			
		<b>vote</b>	<b>share</b>
<b>Burns A. Ms.*</b>	Lab	397	35.5
Lancaster J.	Con	272	24.3
Bird R.	Ind	233	20.8
Hamezeian R. Ms.	PP	216	19.3
<b>Turnout</b>		26.4	11.2
<b>Kells &amp; Sandwith (3920)</b>			
		<b>vote</b>	<b>share</b>
<b>Skillicorn W. Ms.*</b>	Lab	681	42.8
Nicholson S.	BNP	491	30.9
Whiteside B. Ms.	Con	238	15.0
Caley-Knowles E.	UKIP	180	11.3
<b>Turnout</b>		40.7	11.9
<b>Kendal Castle (4874)</b>			
		<b>vote</b>	<b>share</b>
<b>Clare T.*</b>	LD	1,799	75.3
Alexander J.	Con	526	22.0
Henderson P. Ms.	Lab	63	2.6
<b>Turnout</b>		49.3	53.3
<b>Kendal Highgate (4340)</b>			
		<b>vote</b>	<b>share</b>
<b>Cook G.*</b>	LD	1,233	70.9
Brown R.	Con	338	19.4
Rothwell R.	Lab	169	9.7
<b>Turnout</b>		40.4	51.4

<b>Kendal Nether (4737)</b>			
		vote	share
<b>Feeney-Johnson C. Ms.</b>	LD	1,507	
		67.5	
Bell C.	Con	439	19.7
Lishman L.*	Ind	198	8.9
Ring A.	Lab	90	4.0
<b>Turnout</b>		47.4	47.8

<b>Kendal South (4871)</b>			
		vote	share
<b>Gray B. Ms.</b>	LD	1,675	60.7
Bobbett A.*	Con	1,008	36.5
Molloy M. Ms.	Lab	75	2.7
<b>Turnout</b>		56.9	24.2

<b>Kendal Strickland &amp; Fell (4852)</b>			
		vote	share
<b>Jameson B.</b>	LD	1,575	72.2
Ross D.	Con	379	17.4
Cross R. Ms.	Lab	158	7.2
Devlin D. Ms.	BNP	70	3.2
<b>Turnout</b>		45.3	54.8

<b>Kent Estuary (5250)</b>			
		vote	share
<b>Stewart I.*</b>	LD	2,123	65.0
Blonsky S. Ms.	Con	1,082	33.1
Sparling L. Ms.	Lab	61	1.9
<b>Turnout</b>		62.5	31.9

<b>Keswick &amp; Derwent (5383)</b>			
		vote	share
<b>Barraclough E. Ms.*</b>	LD	971	42.0
Munby R.	Con	731	31.6
Kemp D.	Lab	350	15.2
Grant C.	Green	258	11.2
<b>Turnout</b>		43.3	10.4

<b>Kirkby Stephen (4591)</b>			
		vote	share
<b>Thornton P.</b>	LD	862	43.5
Stoddard T.*	Con	848	42.8
Bates R. Ms.	Green	194	9.8
Southward J. Ms.	Lab	79	4.0
<b>Turnout</b>		43.6	0.7

<b>Lakes (4298)</b>			
		vote	share
<b>Earnshaw D.</b>	LD	1,332	70.4
Clarke A.	Con	500	26.4
Colquhoun M. Ms.	Lab	61	3.2
<b>Turnout</b>		44.2	44.0

<b>Longtown &amp; Bewcastle (5431)</b>			
		vote	share
<b>Long A. Ms.</b>	Con	1,238	62.2
Dodds R.	Lab	455	22.9
Davidson C.	BNP	297	14.9
<b>Turnout</b>		36.6	39.3

<b>Low Furness (4692)</b>			
		vote	share
<b>Willis J. Ms.</b>	LD	1,095	49.2
Irving P.	Con	937	42.1
Wilson M.	Lab	192	8.6
<b>Turnout</b>		48.0	7.1

<b>Lower Kentdale (4746)</b>			
		vote	share
<b>Bingham R.*</b>	Con	1,691	65.4
Smith C.	LD	893	34.6
<b>Turnout</b>		54.8	30.9

<b>Lyth Valley (4219)</b>			
		vote	share
<b>Bland J.*</b>	Con	1,314	54.9
Rooke S.	LD	1,021	42.7
Yates R.	Lab	57	2.4
<b>Turnout</b>		57.0	12.2

<b>Maryport East (4772)</b>			
		vote	share
<b>Little K.*</b>	Lab	904	60.3
Wingfield T. Ms.	BNP	328	21.9
Stanyer J.	Con	266	17.8
<b>Turnout</b>		31.7	38.5

<b>Maryport West (4190)</b>			
		vote	share
<b>Cameron B.*</b>	Lab	628	41.8
Rivers J.	LD	334	22.2
Peel J.	Ind	282	18.8
Edgar C.	BNP	259	17.2
<b>Turnout</b>		36.2	19.6

<b>Millom (5643)</b>			
		vote	share
<b>Cole R.*</b>	Con	1,231	58.7
Pitt R.	Lab	556	26.5
Eaton C.	BNP	310	14.8
<b>Turnout</b>		37.6	32.2

<b>Mirehouse (3606)</b>			
		vote	share
<b>Woolley J.*</b>	Lab	512	51.1
Burns C.	BNP	249	24.9
Gray G.	Con	240	24.0
<b>Turnout</b>		28.0	26.3

<b>Moorclose (3550)</b>			
		vote	share
<b>Humes G.*</b>	Lab	591	44.4
Robertson D.	Ind	462	34.7
Woodthorpe E.	Con	148	11.1
Brew G.	BNP	131	9.8
<b>Turnout</b>		37.8	9.7

<b>Morton (4808)</b>			
		vote	share
<b>Bell J.*</b>	Lab	744	37.8
Farmer H. Ms.	LD	689	35.0
Cartner T. Ms.	Con	292	14.8
Fraser D.	BNP	245	12.4
<b>Turnout</b>		41.0	2.8

<b>Moss Bay (3419)</b>			
		vote	share
<b>Cannon B. Ms.*</b>	Lab	411	41.1
Bracken J.	Ind	277	27.7
Wingfield M.	BNP	130	13.0
Francis I.	LD	104	10.4
Prest J. Ms.	Con	77	7.7
<b>Turnout</b>		29.3	13.4

<b>Newbarns (4524)</b>			
		vote	share
<b>Macur T. Ms.</b>	Con	510	37.6
Solloway P.	Ind	452	33.3
Pointer R.	Lab	259	19.1
Akbar T.	PP	136	10.0
<b>Turnout</b>		30.1	4.3

<b>Old Barrow (3605)</b>			
		vote	share
<b>Pearson O.</b>	Ind	288	34.8
Kitchen C.*	Lab	282	34.1
Williams K.	Con	149	18.0
Tyson D.	PP	108	13.1
<b>Turnout</b>		23.2	0.7

<b>Ormsgill (4224)</b>			
		vote	share
<b>Hamezeian J.</b>	PP	549	48.8
Wilson E.*	Lab	312	27.7
Shirley B.	Con	265	23.5
<b>Turnout</b>		27.2	21.0

<b>Parkside (4024)</b>			
		vote	share
<b>Hammond L. Ms.</b>	Ind	594	45.6
Richardson S. Ms.	Con	358	27.5
Murphy J.*	Lab	350	26.9
<b>Turnout</b>		32.6	18.1

<b>Penrith East (4131)</b>			
		vote	share
<b>Bell P. Ms.*</b>	LD	950	58.5
Lynch J.	Con	591	36.4
Bartlett G.	Lab	82	5.1
<b>Turnout</b>		35.6	22.1

<b>Penrith North (4195)</b>			
		vote	share
<b>Carrick H. Ms.</b>	Con	813	44.3
Tompkins J.	LD	798	43.5
Rockliffe-King G.	Lab	129	7.0
O'Malley A.	BNP	94	5.1
<b>Turnout</b>		44.0	0.8

<b>Penrith Rural (4156)</b>			
		vote	share
<b>Strong G.*</b>	Con	1,211	65.4
Burgin R.	LD	494	26.7
Hendry J.	Lab	148	8.0
<b>Turnout</b>		45.0	38.7

<b>Penrith West (3916)</b>			
		vote	share
<b>Fearon H. Ms.</b>	Con	457	36.0
Eyles M.	LD	417	32.8
Nineham C.*	Ind	203	16.0
Bickerstaffe C.	BNP	105	8.3
Delaney S. Ms.	Lab	88	6.9
<b>Turnout</b>		32.8	3.1

<b>Risedale (5261)</b>			
		vote	share
<b>Hamilton K.*</b>	Lab	533	40.4
Richardson J.	Con	233	17.7
Butler W.	Ind	230	17.5
McEwan W.	PP	176	13.4
Devlin B.	BNP	146	11.1
<b>Turnout</b>		25.2	22.8

<b>Roosecote (4716)</b>			
		vote	share
<b>Guselli R.</b>	Con	835	47.4
Hill N. Ms.	Ind	662	37.6
Derbyshire M. Ms.	Lab	263	14.9
<b>Turnout</b>		37.5	9.8

<b>Seascale &amp; Whicham (4863)</b>			
		vote	share
<b>Brown S. Ms.*</b>	Con	1,341	61.7
Carter C.	Lab	366	16.8
Gilligan N.	Green	301	13.8
McLean R.	BNP	166	7.6
<b>Turnout</b>		45.0	44.8

<b>Seaton (4048)</b>			
		vote	share
<b>Fee T.*</b>	Ind	846	62.3
Tibble P.	Lab	338	24.9
Grey A.	Green	173	12.7
<b>Turnout</b>		33.9	37.4

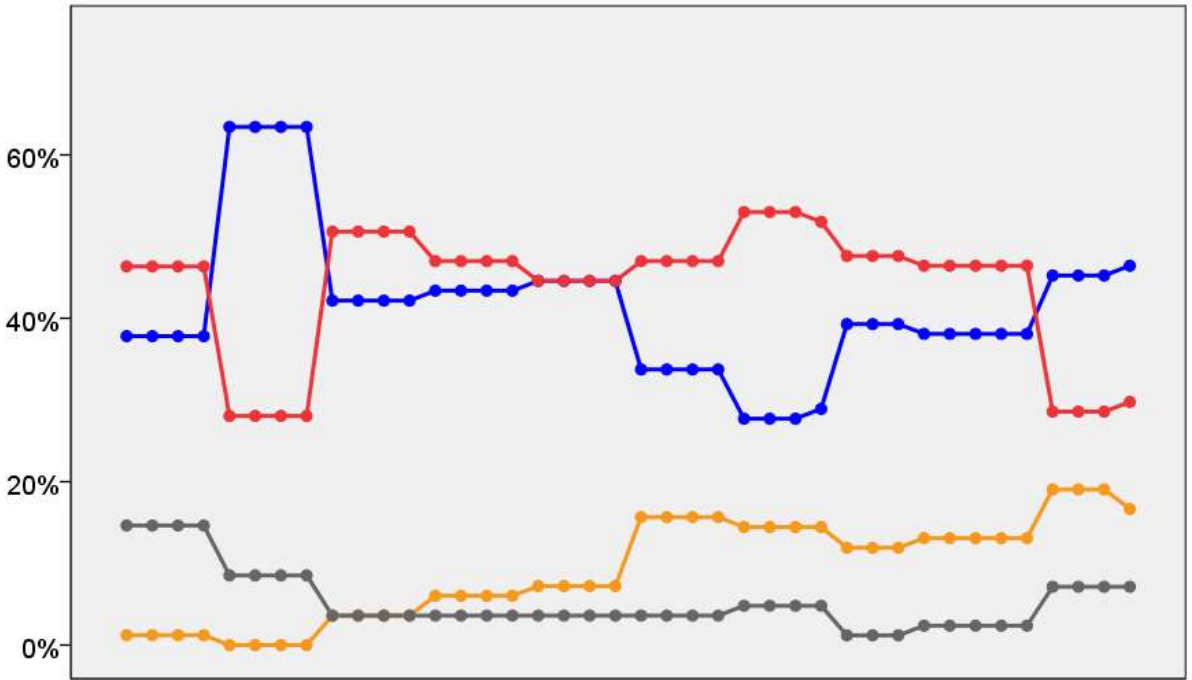
<b>Sedbergh &amp; Kirkby Lonsdale (4778)</b>			
		vote	share
<b>Lancaster K.</b>	Con	1,285	49.4
Pearson F.	LD	1,272	48.9
Willard K. Ms.	Lab	46	1.8
<b>Turnout</b>		55.1	0.5

<b>Solway Coast (5218)</b>			
		vote	share
<b>Markley T.*</b>	Con	1,220	60.1
Holding C.	Lab	436	21.5
Merritt J.	LD	373	18.4
<b>Turnout</b>		39.6	38.6

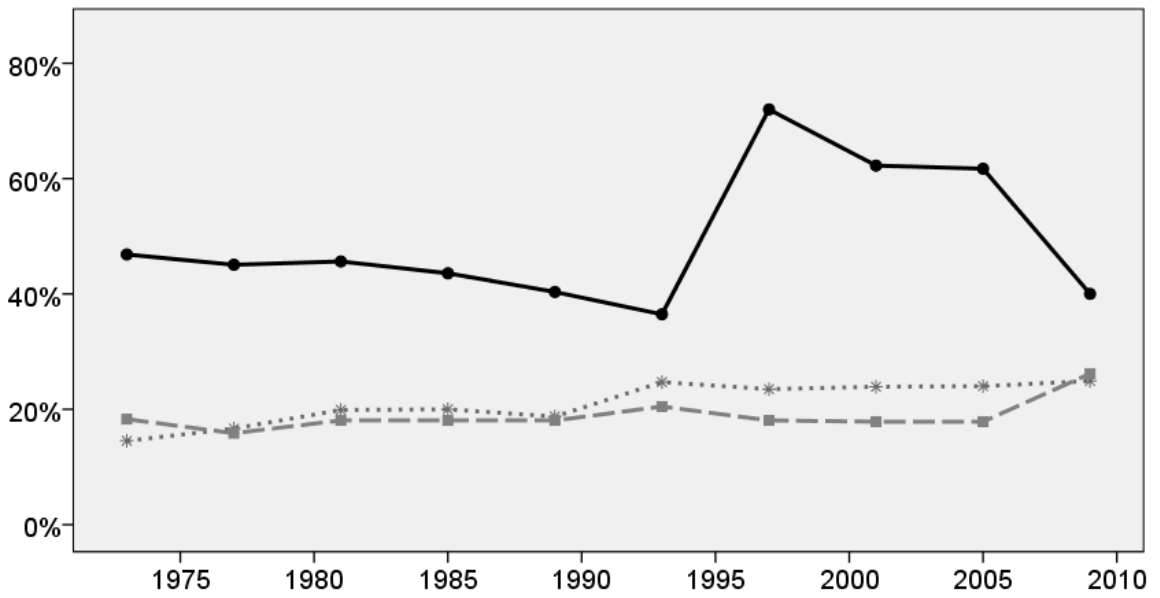


<b>St. Aidans (4582)</b>			
		<b>vote</b>	<b>share</b>
Watson R.*	Lab	503	33.2
Bainbridge J.	Con	489	32.3
Dyer-Smith M.	LD	219	14.4
Paynter A.	Green	161	10.6
Scott M.	BNP	144	9.5
<b>Turnout</b>		33.1	0.9
<b>St. Bees &amp; Egremont (4626)</b>			
		<b>vote</b>	<b>share</b>
Southward D.*	Lab	635	35.2
Micklethwaite J. Ms.	Con	500	27.7
Meteer S.	Ind	477	26.4
Allan B.	BNP	193	10.7
<b>Turnout</b>		39.1	7.5
<b>St. Johns (4132)</b>			
		<b>vote</b>	<b>share</b>
Holliday J.*	Lab	759	48.7
Davidson M.	Con	563	36.1
Stoddart S.	BNP	237	15.2
<b>Turnout</b>		38.1	12.6
<b>St. Michaels (3882)</b>			
		<b>vote</b>	<b>share</b>
Barry A.*	Lab	805	65.7
Lister J.	Con	420	34.3
<b>Turnout</b>		32.7	31.4
<b>Stanwix &amp; Irthington (5161)</b>			
		<b>vote</b>	<b>share</b>
Mallinson J.*	Con	1,279	59.1
Stothard G.	Lab	408	18.8
Weaver C. Ms.	UKIP	396	18.3
Round R.	BNP	82	3.8
<b>Turnout</b>		41.9	40.2
<b>Stanwix Urban (4779)</b>			
		<b>vote</b>	<b>share</b>
Mallinson E. Ms.*	Con	1,232	58.4
Whalen W.	Lab	415	19.7
Brewis D. Ms.	Green	364	17.2
Round W.	BNP	100	4.7
<b>Turnout</b>		44.2	38.7
<b>Ulverston East (4684)</b>			
		<b>vote</b>	<b>share</b>
Hornby P.	Con	445	29.9
Kolbe W. Ms.*	Lab	410	27.6
Dellow G.	Ind	248	16.7
Pardoe S.	LD	204	13.7
Loynes C.	Green	179	12.0
<b>Turnout</b>		31.9	2.4
<b>Ulverston West (4592)</b>			
		<b>vote</b>	<b>share</b>
Airey J.	Con	1,098	53.0
Beecham R.	LD	391	18.9
Gill R.	Lab	326	15.7
Shaw B.	Green	255	12.3
<b>Turnout</b>		45.3	34.2
<b>Upper Kent (4586)</b>			
		<b>vote</b>	<b>share</b>
Collins S.*	LD	1,439	63.3
Hookway E.	Con	616	27.1
Bateman E.	UKIP	218	9.6
<b>Turnout</b>		49.7	36.2
<b>Upperby (4148)</b>			
		<b>vote</b>	<b>share</b>
Young S.*	Lab	595	40.8
Osler J.	LD	392	26.9
Clarke G. Ms.	Con	258	17.7
Rome R.	BNP	212	14.6
<b>Turnout</b>		35.1	13.9

<b>Walney North (4279)</b>			
		<b>vote</b>	<b>share</b>
Worth M.	Lab	619	54.0
Smart S.	Con	528	46.0
<b>Turnout</b>		27.8	7.9
<b>Walney South (4223)</b>			
		<b>vote</b>	<b>share</b>
Marcus D.	Con	598	45.5
Garnett J.*	Lab	363	27.6
Begley S. Ms.	PP	210	16.0
Townsend S. Ms.	LD	143	10.9
<b>Turnout</b>		31.4	17.9
<b>Wetheral (5742)</b>			
		<b>vote</b>	<b>share</b>
Marriner N.	Con	1,602	61.0
Horne R.	Lab	536	20.4
Owen M.	UKIP	394	15.0
Parker S. Ms.	BNP	95	3.6
<b>Turnout</b>		45.8	40.6
<b>Wigton (5120)</b>			
		<b>vote</b>	<b>share</b>
Cowell J.	Con	918	50.5
Crouch J.*	Lab	651	35.8
Stafford P.	BNP	248	13.6
<b>Turnout</b>		36.0	14.7
<b>Windermere (5026)</b>			
		<b>vote</b>	<b>share</b>
Stephenson J. Ms.	LD	1,707	65.0
Nicholson M.	Con	867	33.0
Thomas S.	Lab	53	2.0
<b>Turnout</b>		52.5	32.0
<b>Yewdale (4900)</b>			
		<b>vote</b>	<b>share</b>
Robson F. Ms.	Con	802	39.0
Horne H. Ms.*	Lab	713	34.6
Farmer J.	LD	249	12.1
Walker R.	BNP	185	9.0
Brewis I.	Green	109	5.3
<b>Turnout</b>		42.0	4.3



...



...